Family-School Relationships Survey

Overview

Schools that effectively engage families find that their students earn higher grades, score higher on tests, develop better social skills, and are more likely to graduate. By asking parents and guardians to provide feedback through surveys, schools and districts can gather actionable data and better understand how to build effective partnerships with families. The Family-School Relationships Survey provides schools and districts with a clear picture of family attitudes about an array of topics—including family engagement, barriers to engagement, school climate, and family efficacy. SAISD gathered families' input from February 19 through April 5.

Note: While the domain names remain the same as previous years, the questions and answer scales were changed for the 2023-24 school year. As a result, scores from the 2023-24 school year should not be directly compared to results from previous years.

Total Responses Received

33

Family Engagement and Input

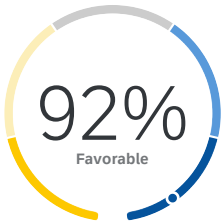

Family Involvement

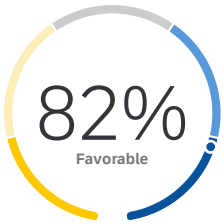

School Climate

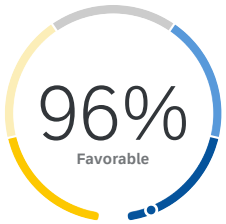

School Fit

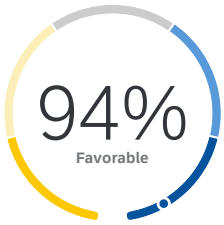

School Safety

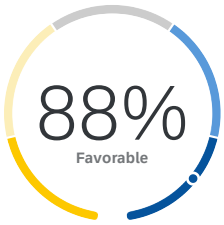

Family Efficacy

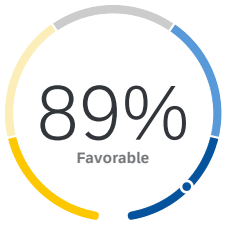

SAN ANTONIO INDEPENDENT SCHOOL DISTRICT

Family-School Relationships Survey

Domain Summary

The charts below show the 10 highest scoring schools and the 10 lowest scoring schools based on the percent of favorable responses for each of the six domains.

Family Engagement and Input % Favorable - District

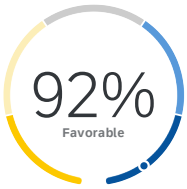

Family Engagement and Input % Favorable - (Top 10 Schools)

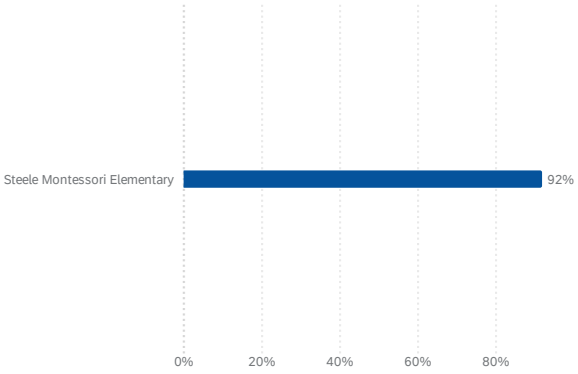

Family Engagement and Input % Favorable - (Bottom 10 Schools)

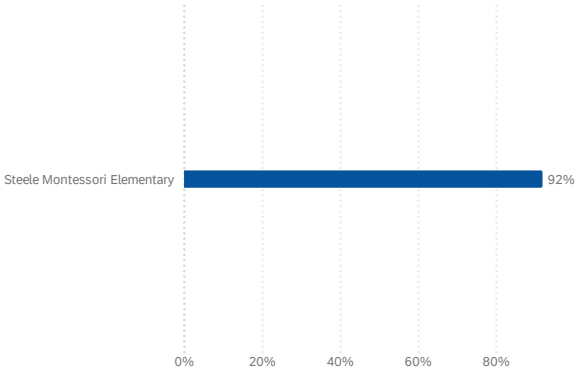

Family Involvement % Favorable - District

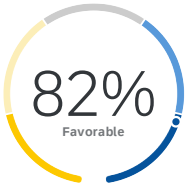

Family Involvement % Favorable - (Top 10 Schools)

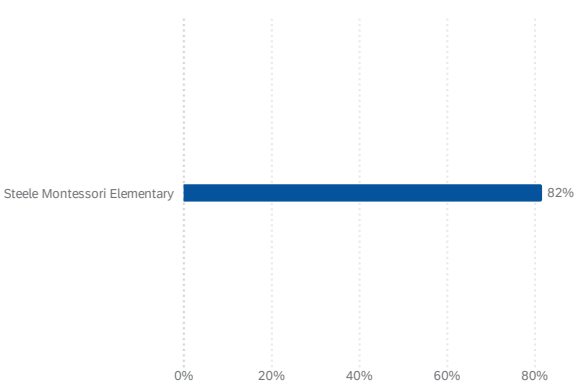

Family Involvement % Favorable - (Bottom 10 Schools)

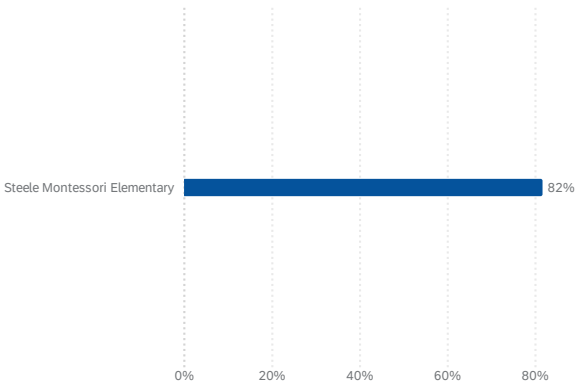

School Climate % Favorable - District

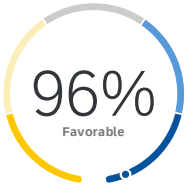

School Climate % Favorable - (Top 10 Schools)

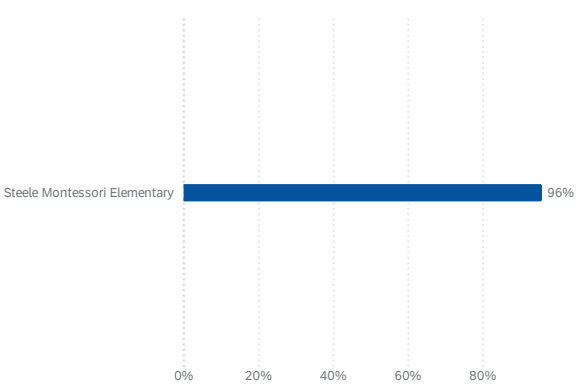

School Climate % Favorable - (Bottom 10 Schools)

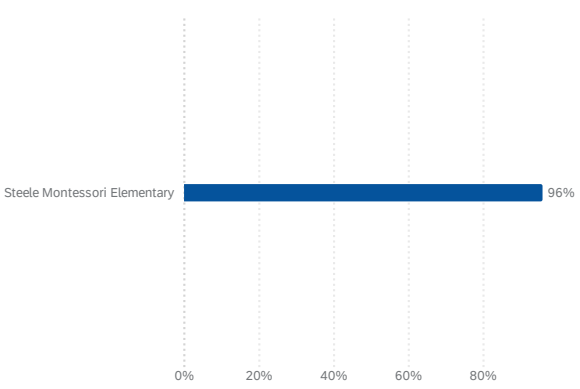

School Fit % Favorable - District

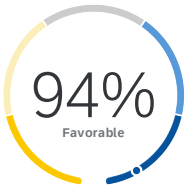

School Fit % Favorable - (Top 10 Schools)

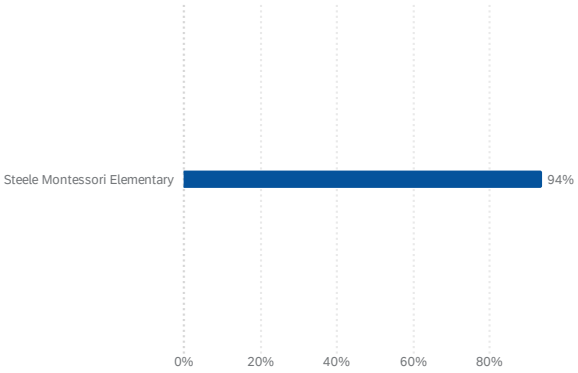

School Fit % Favorable - (Bottom 10 Schools)

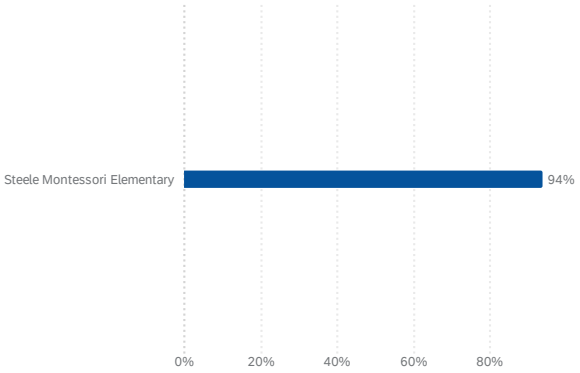

School Safety % Favorable - District

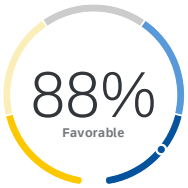

School Safety % Favorable - (Top 10 Schools)

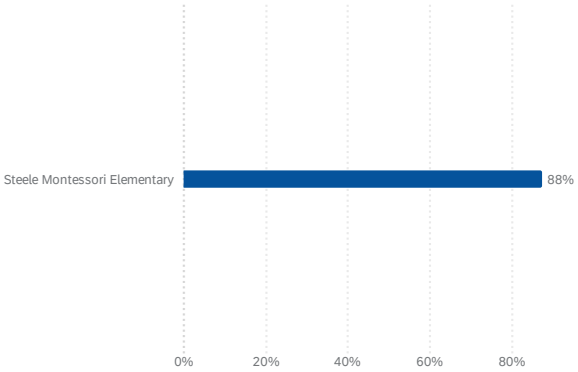

School Safety % Favorable - (Bottom 10 Schools)

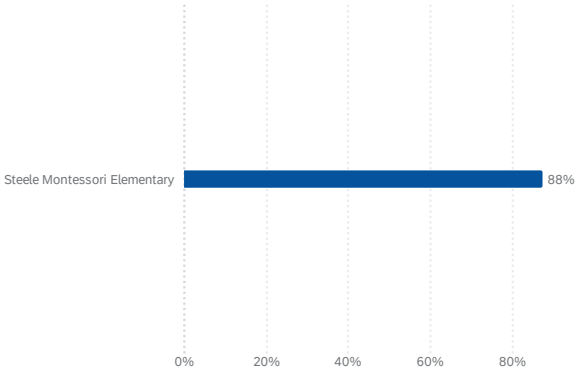

Family Efficacy % Favorable - District

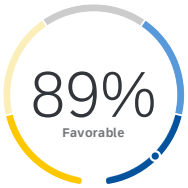

Family Efficacy % Favorable - (Top 10 Schools)

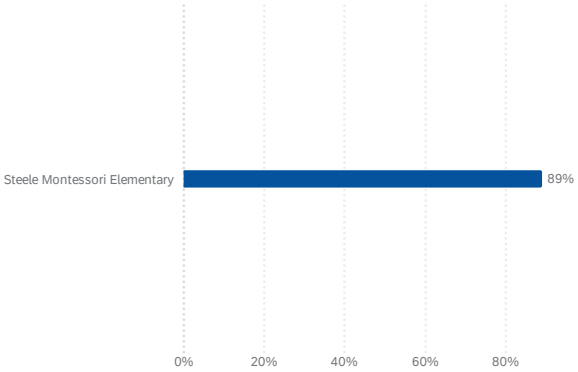

Family Efficacy % Favorable - (Bottom 10 Schools)

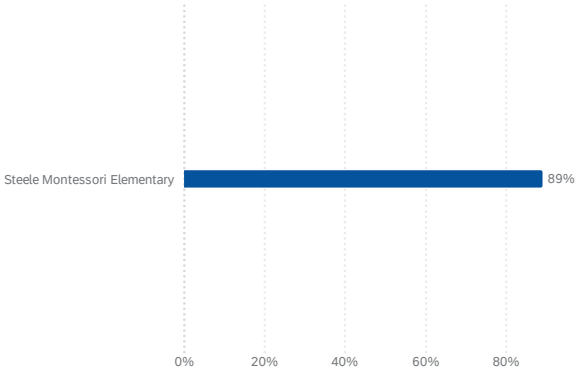

Family-School Relationships Survey

Family Engagement and Input

The degree to which families become involved with and interact with their child's school.

Each survey question in the section below was scored on a scale of 1-4 with 4 being the most favorable answer and 1 being the least favorable (answers of "I don't know" were not given a score). The charts below represent either the percent of favorable responses for the question/category or a breakdown of the percentage of families answering at each level.

Family Engagement and Input

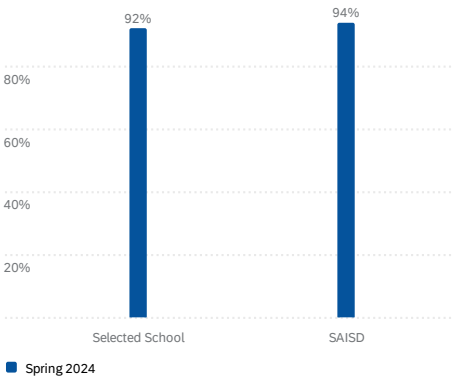

Percent Favorable by Question (Selected Year)

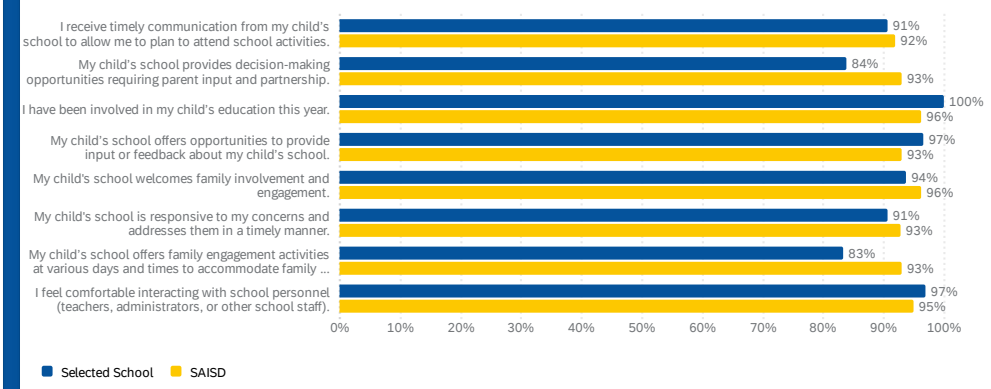

Percent Favorable by Question - Yearly

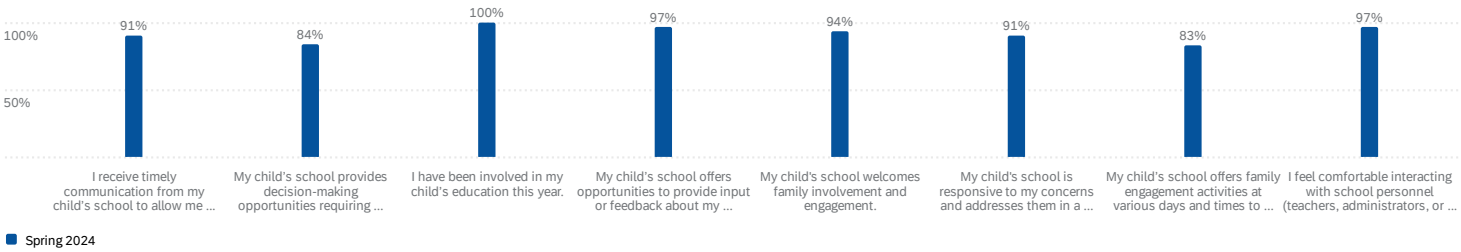

Question Breakdown (Selected Year)

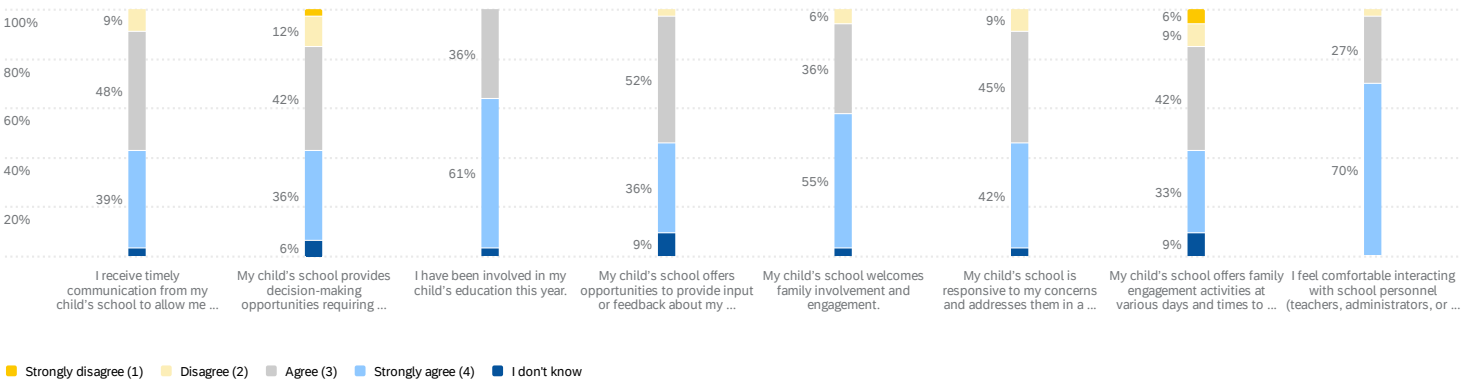

Family-School Relationships Survey

Family Involvement

The degree to which families become involved with and interact with their child's school.

Each survey question was scored on a scale of 1-4 with 4 being the most favorable answer and 1 being the least favorable (answers of "I don't know" were not included in the scoring). The charts below represent either the percent of favorable responses for the question/category or a breakdown of the percentage of families answering at each level.

Family Involvement

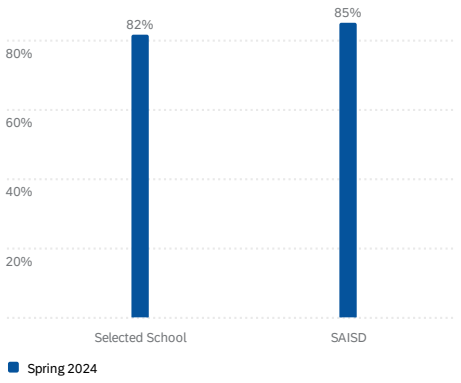

Percent Favorable by Question (Selected Year)

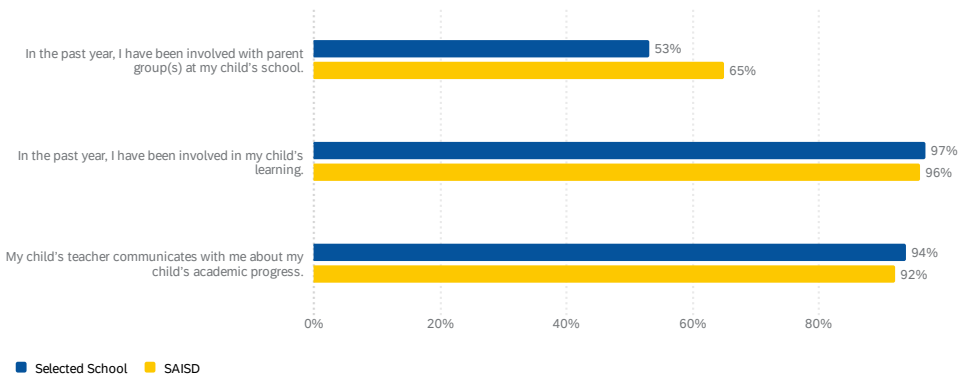

Percent Favorable by Question - Yearly

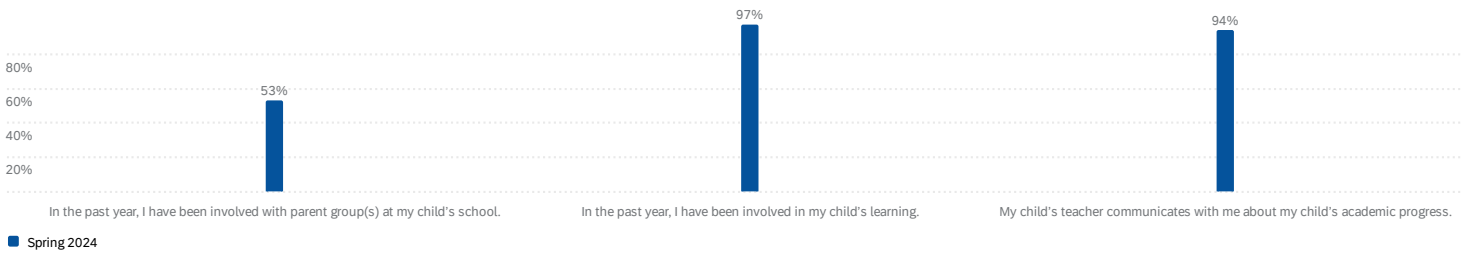

Question Breakdown (Selected Year)

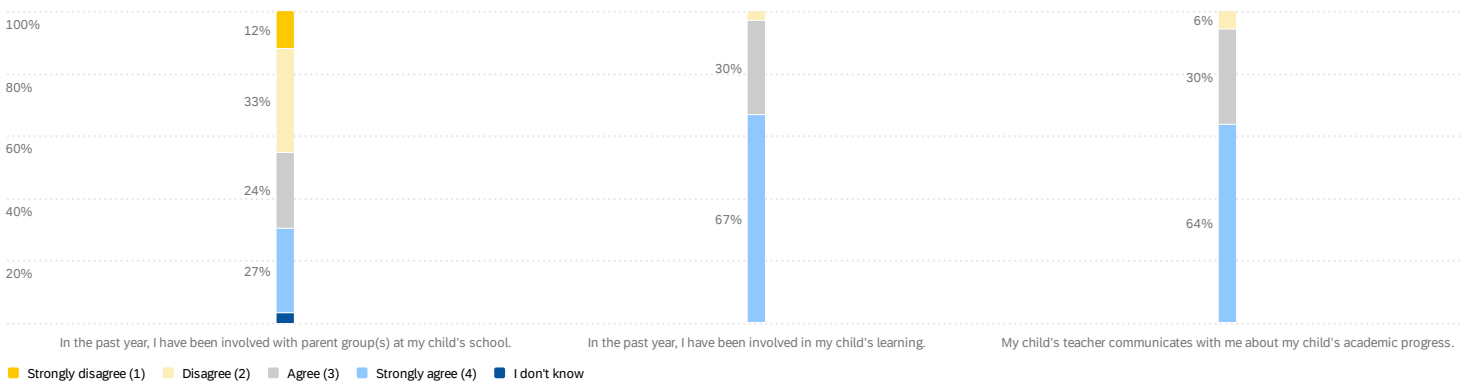

Family-School Relationships Survey

School Fit

Families' perceptions of how a school matches their child's developmental needs.

Each survey question was scored on a scale of 1-4 with 4 being the most favorable answer and 1 being the least favorable (answers of "I don't know" were not included in the scoring). The charts below represent either the percent of favorable responses for the question/category or a breakdown of the percentage of families answering at each level.

School Fit

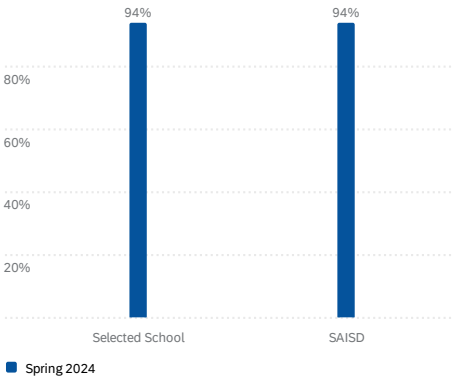

Percent Favorable by Question (Selected Year)

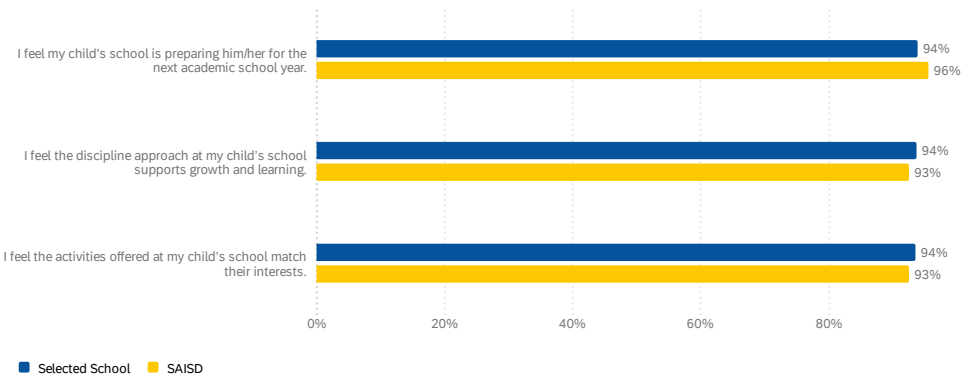

Percent Favorable by Question - Yearly

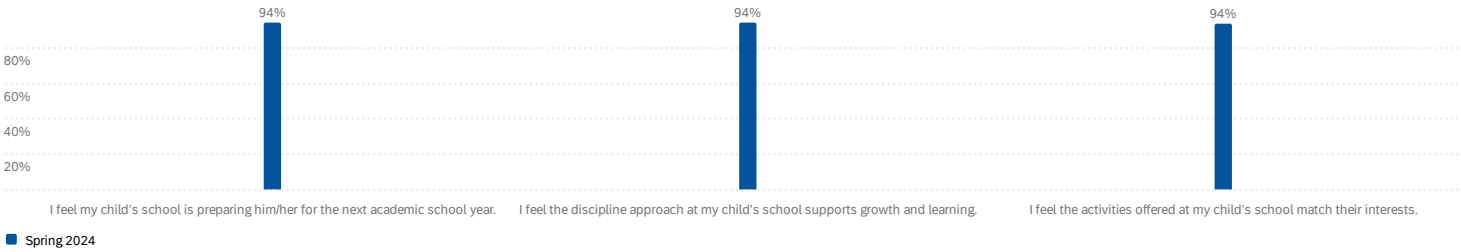

Question Breakdown (Selected year)

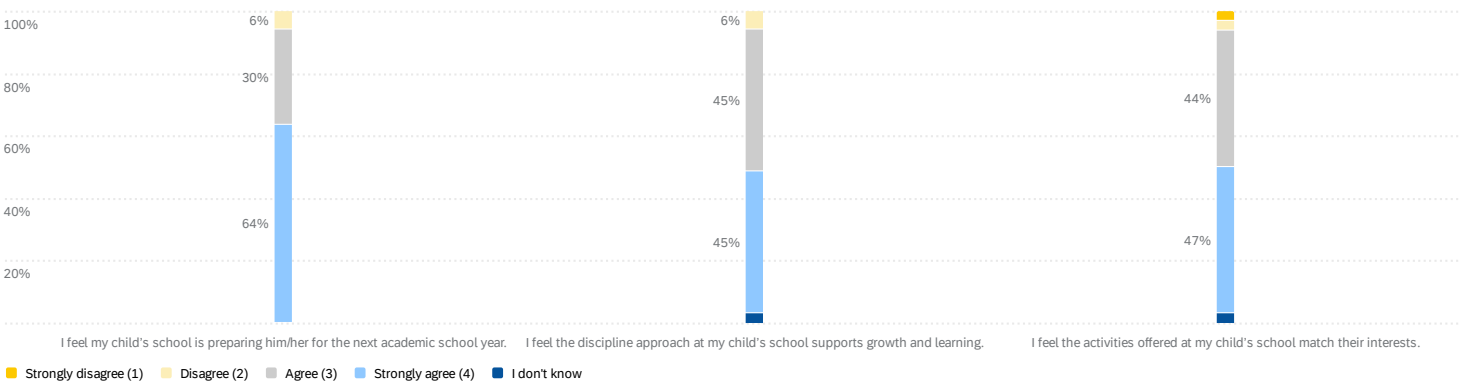

Filters | All Responses | Campus Name: All | Year: Spring 2024 | Embedded Data - SFR_CAMPUS_ID: 166

Family-School Relationships Survey

School Climate

Perceptions of the overall social and learning climate of the school.

Each survey question was scored on a scale of 1-4 with 4 being the most favorable answer and 1 being the least favorable (answers of "I don't know" were not included in the scoring). The charts below represent either the percent of favorable responses for the question/category or a breakdown of the percentage of families answering at each level.

School Climate

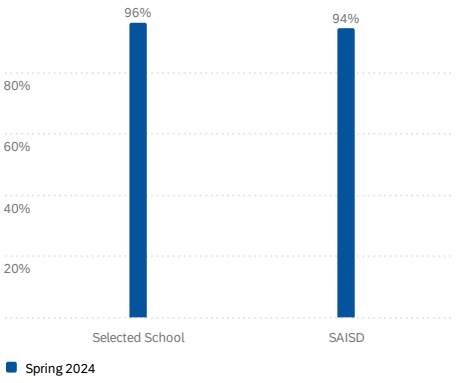

Percent Favorable by Question (Selected Year)

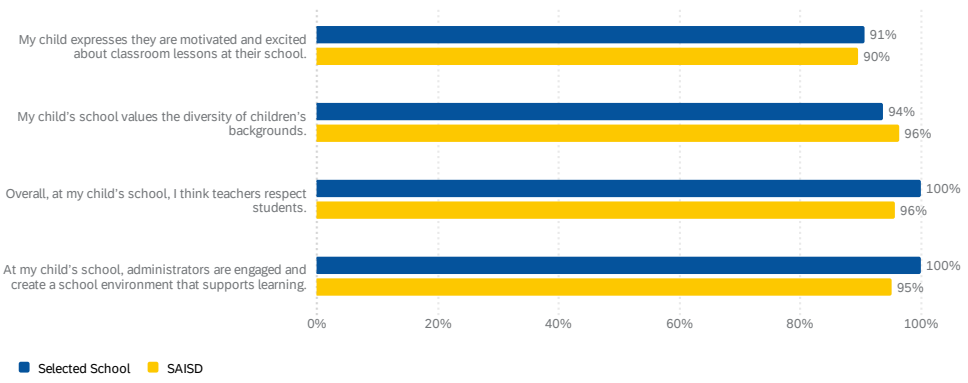

Percent Favorable by Question - Yearly

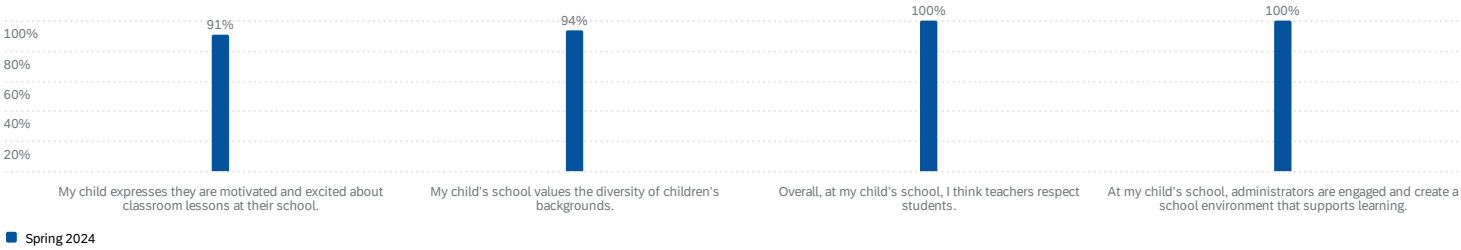

Question Breakdown (Selected year)

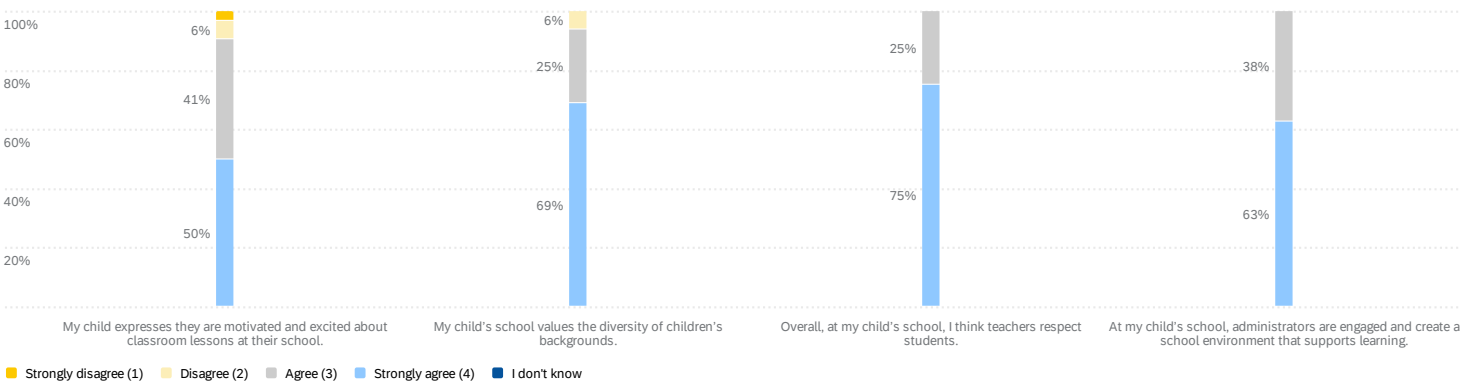

Family-School Relationships Survey

School Safety

Perceptions of student physical and psychological safety at school.

Each survey question was scored on a scale of 1-4 with 4 being the most favorable answer and 1 being the least favorable (answers of "I don't know" were not included in the scoring). The charts below represent either the percent of favorable responses for the question/category or a breakdown of the percentage of families answering at each level.

School Safety

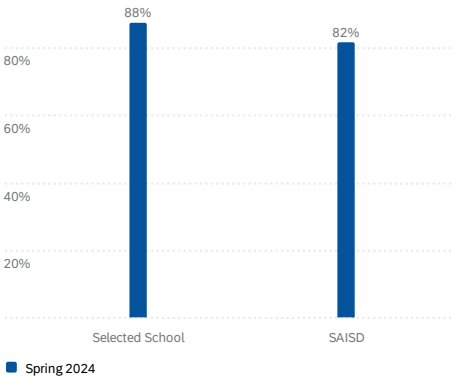

Percent Favorable by Question (Selected year)

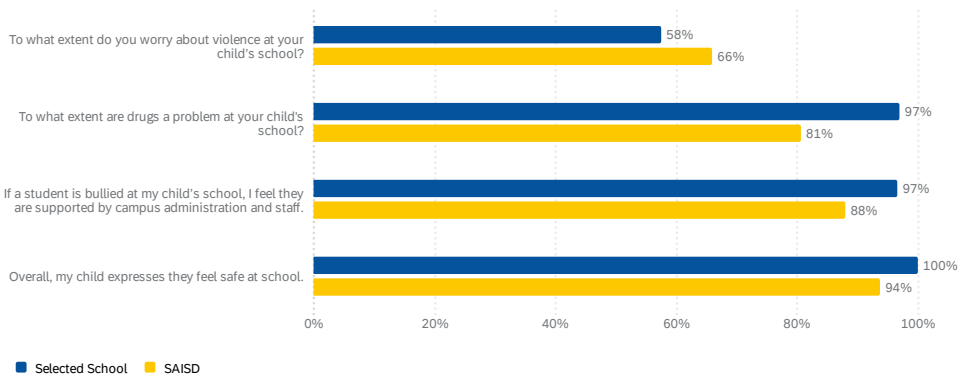

Percent Favorable by Question - Yearly



Question Breakdown (Selected Year)

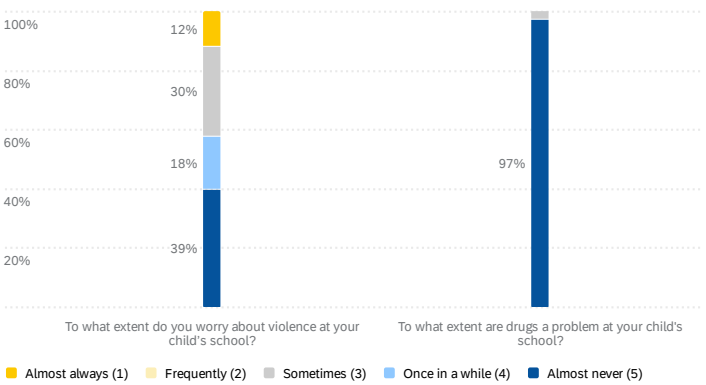

Question Breakdown (Selected Year)

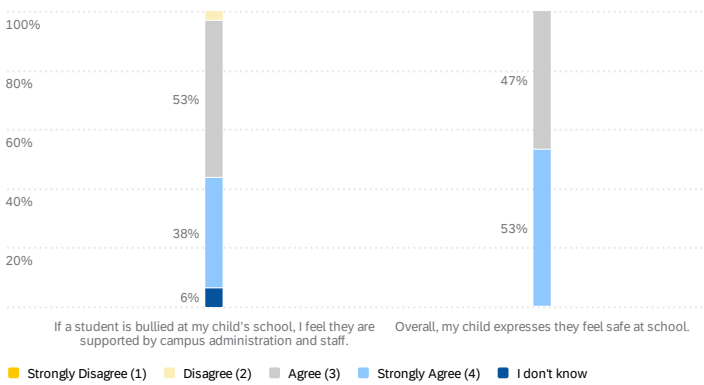

Filters | All Responses | Campus Name: All | Year: Spring 2024 | Embedded Data - SFR_CAMPUS_ID: 166

Family-School Relationships Survey

Family Efficacy

How confident families are with regard to key parenting skills.

Each survey question was scored on a scale of 1-4 with 4 being the most favorable answer and 1 being the least favorable (answers of "I don't know" were not included in the scoring). The charts below represent either the percent of favorable responses for the question/category or a breakdown of the percentage of families answering at each level.

Family Efficacy

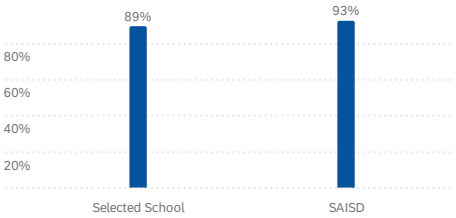

Percent Favorable by Question (Selected Year)

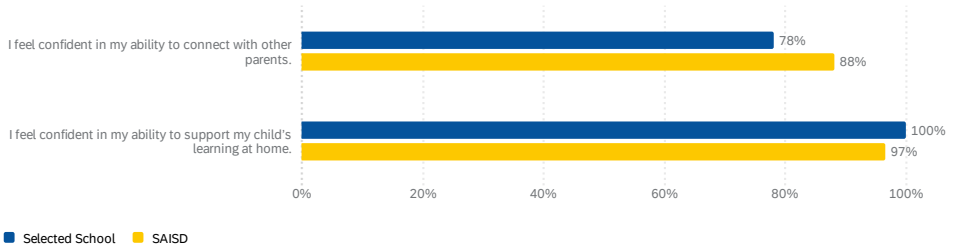

Percent Favorable by Question - Yearly



Question Breakdown (Selected Year)

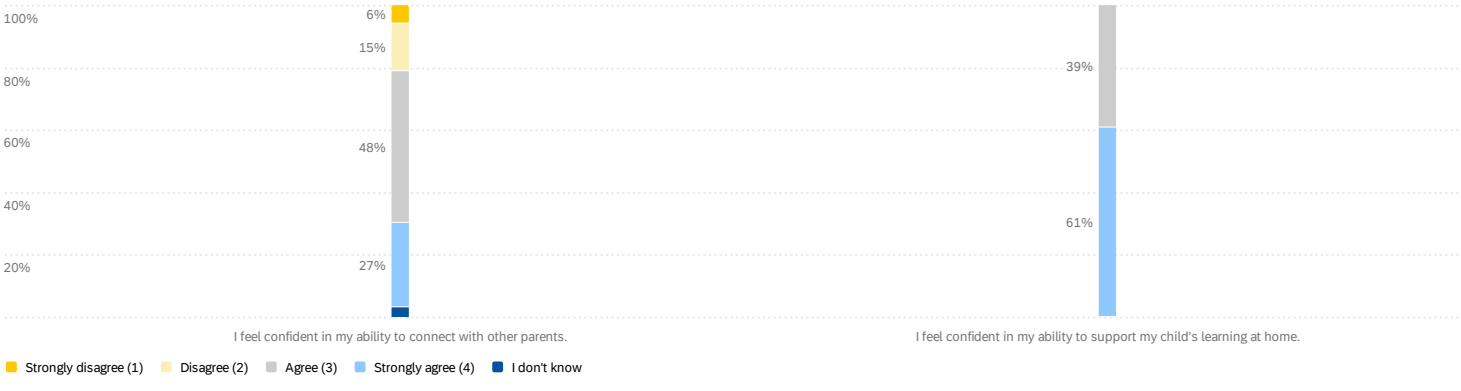

Family-School Relationships Survey

Barriers to Engagement

Factors that can create challenges for families to interact with or become involved with their child's school.

The question below did not receive a score and is not included in percent favorable calculations.

Q1 - Which of the following issues is the biggest barrier to becoming involved with your child's current school? 30 ⚠

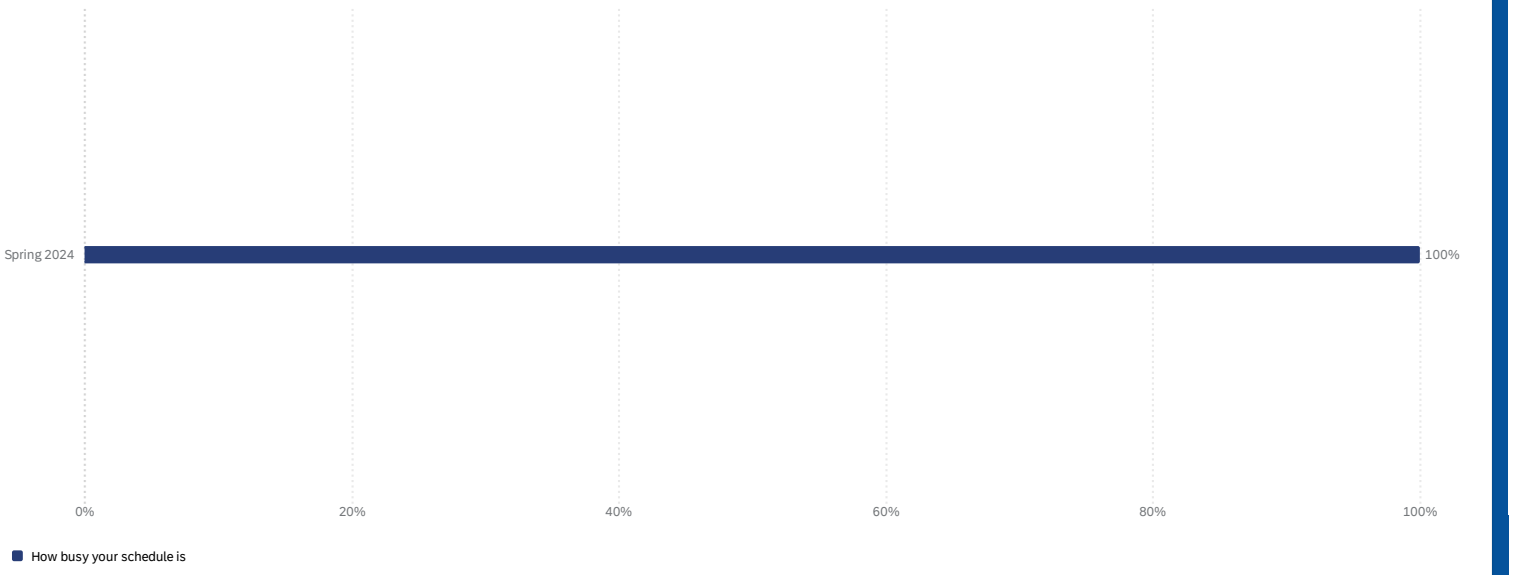

Family-School Relationships Survey

Open Response Summary

If your child's school was impacted by rightsizing,
what do you hope to experience at your child's school in the upcoming school year?

Click on a topic below to view the related word cloud. Click the topic again to remove the filter. The question is not scored and is not included in percent favorable calculations.

Count of Responses by Topic 25

Topics	Percent	Count
Improved Facilities	36%	9
Consistency and Stability	28%	7
Safety	8%	2
Miscellaneous	8%	2
Family Involvement	8%	2
Enrichment Activities	8%	2
Resource Allocation	4%	1
New Opportunities	4%	1
Improved Conditions for Teachers	4%	1
Curriculum and Program Options	4%	1

25



Filters | All Responses | Campus Name: All | Year: **Spring 2024** | Embedded Data - SFR_CAMPUS_ID: **166** | Topic: All

Family-School Relationships Survey

Open Response Details

If your child's school was impacted by rightsizing,
what do you hope to experience at your child's school in the upcoming school year?

All Responses 25

Response	Topics
Stability - we've had many campus changes each year starting with the pandemic and most recently with rightsizing - my kids need a year of a stable, comfortable learning environment to focus on learning and growing.	Consistency and Stability
I hope he has a better, or at least the same experience as this year. Which has been extremely positive.	Consistency and Stability
I just want the new atmosphere to not negatively impact their learning abilities. I want this move to bring nothing but positive learning and grow their little minds.	Consistency and Stability
I hope the culture and community that has become the Steele family remains intact during our change of campus.	Consistency and Stability
Hopefully there are no drastic changes and growing pains are at a minimum.	Consistency and Stability
As my child tranisitions to his relocated campus, I envision his teacher(s) having an already-established classroom environment necessary to continue to facilitate high-quality and effective lessons without any delay or interruption as a result of the move. At the new campus, the teachers should have access to all that they need (space, materials, instructional support, etc.) to carry out their day-to-day lessons and activities.	Consistency and Stability,Improved Conditions for Teachers,Resource Allocation
Stability and access to more resources and opportunities.	Consistency and Stability
That the Montessori experience remains the same and that nothing is lost in respect to the Montessori model.	Curriculum and Program Options
I hope the larger building allows for sports for the older kids	Enrichment Activities
I hope that this initiative will result in more rather than fewer shared resources such as access to special programs, arts, music, and PE.	Enrichment Activities
More parent involvement and extra curricular activities.	Family Involvement
I wish there were a PTA or parent organization to help connect parents and to give parents an opportunity to collaborate together with teachers and administrators for the good of the school. If there is an organization like that for Steele Montessori, I am unaware of it.	Family Involvement
A bigger building to accommodate the school's student growth and a cafeteria for all students to enjoy the school meals provided.	Improved Facilities
They have a cafeteria and air conditioner	Improved Facilities
A large campus that will allow growth for the schools and open opportunities that were not currently in place.	Improved Facilities
I look forward to the new campus, excited the kids will have a bigger campus.	Improved Facilities
Modern facilities and child-centered Montessori warmth	Improved Facilities
I hope that the there will be more space for the students since they are very crowded in their current space.	Improved Facilities
I am hoping that it provides more room and additional opportunities for the students. I'm glad the school is only moving down the way and still accessible to me.	Improved Facilities,New Opportunities
Updated campus that allows for the school to grow and has a cafeteria	Improved Facilities
I hope the new campus will make more room and opportunity for learning	Improved Facilities
A slow and steady increase of students	Miscellaneous
Slow and increase steady of students to the school	Miscellaneous
Security safety	Safety
Keep an eye on the smaller kids since they are now also excepting middle school kids. Making sure the little ones are not getting bullied.	Safety