

ACE Meeting Minutes

The purpose of the Advisory Council for Education is to provide a systematic representative public involvement in educational decisions under consideration by the Board of Directors.

May 9, 2024
6:00-7:30 p.m.

Members Present

Erika Coghill, Britt Kleinman, Mary Levesque, Karrie Marsh, Arissa Matthews, Anne McAlvey, Cheryl McGuire, Hillary McGuire, Gary Sabol, Kiera Wilson

Guest Present

Kerri Helgeson

Call to Order

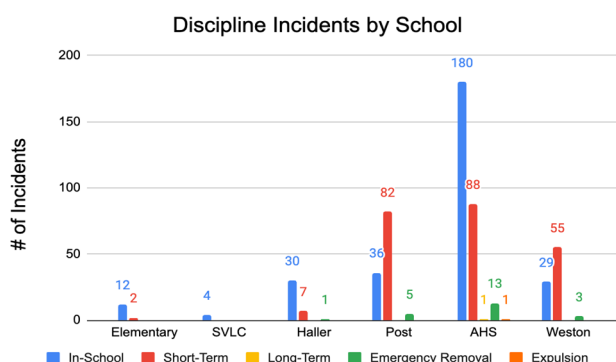
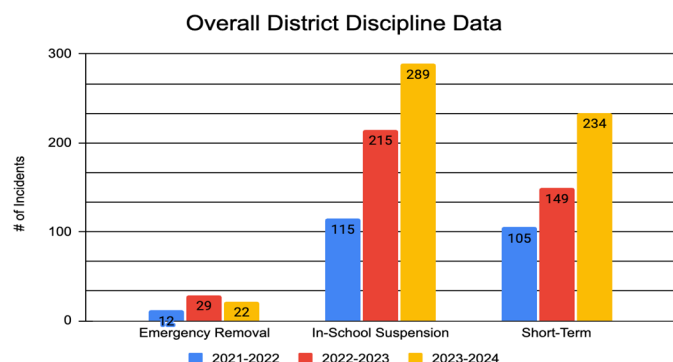
6:02 p.m.

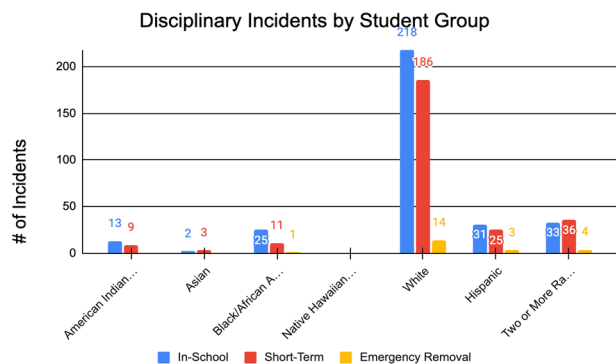
Approval of meeting minutes

Due to a lack of a quorum, the minutes will be approved at the June meeting.

Student Discipline

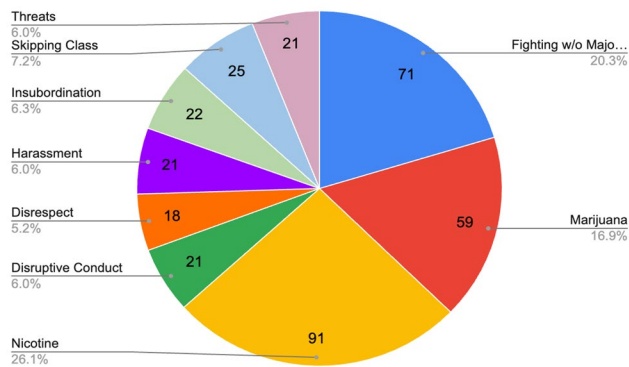
Kerri Helgeson, Director of Equity and Student Well-Being, provided discipline, attendance, student well-being/anxiety and substance abuse updates to ACE members.





Percentages of Incidents by Student Groups

Ethnicity	# of Secondary Students	# of Incidents	% of Secondary Students	% of Incidents
American Indian/Alaskan Native	37	21	1.1%	3.6%
Asian	48	5	1.5%	.8%
Black/African American	33	35	1%	6%
Native Hawaiian/Pacific Islander	11	0	.3%	0%
White	2222	391	70.1%	68%
Multi-Racial	238	68	7.5%	11.8%
Hispanic	578	55	18.2%	10%
Total	3167	575		

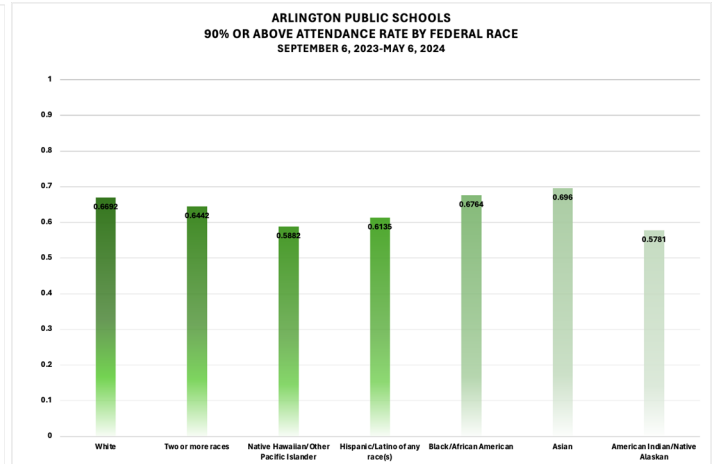
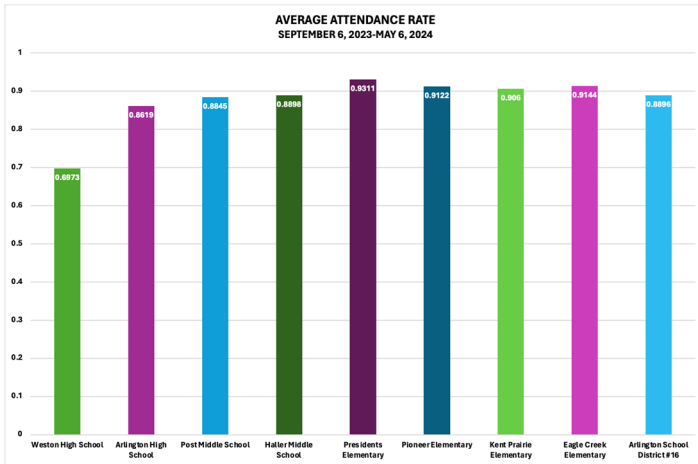


Findings

- 299 students account for the 575 discipline incidents.
- Overall discipline numbers are higher than last year.
- Highest infraction is vaping both nicotine and marijuana and fighting.
- In-school suspensions are the most common type of suspension.
- For this current year, Multi-Racial students are disproportionately being suspended more than other student groups. We will need to track this data to see if it is a trend or a one-year issue. Last year it was our white population.

Attendance Update

- Overall, our attendance percentage about the same as last year in our buildings.
- We still have a number of students struggling with attendance for various reasons. Schools have been working hard to reengage students back into school. (This is still a work in progress)
- Not much discrepancy with our federal race data on attendance.



Wonderings and Next Steps

- Continue to put supports in place to reengage students
- Remind families about the importance of regular school attendance
- Elementary attendance focus
- Community Engagement Board
- Snohomish County Truancy Court

Student Well-Being and Anxiety

Mental Health Elementary Attendance Data As of May 1, 2024

	SVLC	Eagle Creek	Kent Prairie	Pioneer	Presidents
Total # of students	8 or 9% of students	23 or 3% of students	28 or 5% of students	31 or 6% of students	12 or 2% of students
Total # of students with 5 or fewer excused absences	7	23	28	31	12
Total # of students with more than 5 excused absences	1	0	0	0	0

Mental Health Middle School Attendance Data As of May 1, 2024

	SVLC	Haller MS	Post MS
Total # of students	14 or 17% of students	82 or 14% of students	35 or 5% of students
Total # of students with 5 or fewer excused absences	11	77	30
Total # of students with more than 5 excused absences	3	5	5

Mental Health High School Attendance Data As of May 1, 2024

	Arlington High School	Weston High School
Total # of students	129 or 8% of students	28 or 25% of students
Total # of students with 5 or fewer excused absences	113	18
Total # of students with more than 5 excused absences	16	10

HYS Survey Data

138. During the past 12 months, did you ever feel so sad or hopeless almost every day for two weeks or more in a row that you stopped doing some usual activities?			
	(n=0)	(n=339)	(n=283)
Yes	**	28.3% (±4.8)	33.2% (±5.5)
No	**	71.7% (±4.8)	66.8% (±5.5)
139. During the past 12 months, did you ever seriously consider attempting suicide?			
	(n=0)	(n=337)	(n=282)
Yes	**	19.0% (±4.2)	19.5% (±4.7)
No	**	81.0% (±4.2)	80.5% (±4.7)

Healthy Youth Survey (cont.)

141. During the past 12 months, how many times did you actually attempt suicide?	(n=0)	(n=183)	(n=139)
0 times	**	90.2% (±4.4)	89.6% (±5.2)
1 time	**	5.5% (±3.3)	6.7% (±4.3)
2-3 times	**	3.8% (±2.8)	2.2% (±2.5)
4-5 times	**	0.0% (±0.0)	0.7% (±1.5)
6 or more times	**	0.5% (±1.1)	0.7% (±1.5)
142. Have you ever seriously thought about killing yourself?	(n=328)	(n=0)	(n=0)
Yes	25.3% (±4.7)	**	**
No	74.7% (±4.7)	**	**
143. Have you ever tried to kill yourself?	(n=337)	(n=0)	(n=0)
Yes	6.5% (±2.7)	**	**
No	93.5% (±2.7)	**	**

146. When you feel sad or hopeless, are there adults that you can turn to for help?	(n=338)	(n=166)	(n=122)
I never feel sad or hopeless.	8.0% (±2.9)	16.9% (±5.8)	13.1% (±6.1)
Yes	65.1% (±5.1)	62.0% (±7.5)	64.8% (±8.6)
No	12.4% (±3.5)	10.8% (±4.8)	9.0% (±5.2)
Not sure	14.5% (±3.8)	10.2% (±4.7)	13.1% (±6.1)

147. If you feel sad or hopeless almost every day for two weeks or more in a row, to whom would you most likely turn for help? Choose all that apply.	Grade 6 % (± CI) (n=9)	Grade 8 % (± CI) (n=185)	Grade 10 % (± CI) (n=149)
Sibling or cousin	**	27.0% (±6.5)	26.8% (±7.2)
Teacher, school counselor, or other adult in my school	**	14.6% (±5.1)	13.4% (±5.5)
Friend or peer	**	42.7% (±7.2)	48.3% (±8.1)
Parent/Guardian	**	50.9% (±7.3)	39.6% (±7.9)
Religious/fath leader	**	10.8% (±4.5)	12.1% (±5.3)
Coach	**	7.6% (±3.8)	8.1% (±4.4)
Other adult that's not my parent	**	8.1% (±4.0)	8.7% (±4.6)
I don't have anyone I would talk to.	**	9.7% (±4.3)	18.1% (±8.3)
I have not felt sad or hopeless for two weeks or more in a row.	**	29.2% (±6.6)	30.2% (±7.5)

Wonderings/Next Steps

- What other community supports are there for these students?
- Other ideas on how to support students that are struggling with mental health and reengaging in school?

Substance Use

During the past 30 days,

	Grade 6	Grade 8	Grade 10
on how many days did you smoke cigarettes?	1% or 3 kids (n=339)	1.2% or 4 kids (n=347)	3.5% or 3 kids (n=288)
on how many days did you use chewing tobacco, snuff, dip, or smokeless nicotine products (for example:pouches, lozenges, gum, or toothpicks)?	5% or 17 kids (n=341)	3.3% or 6 kids (n=182)	3.5% or 5 kids (n=141)
on how many days did you smoke cigars,cigarillos, or little cigars?		1.6% or 3 kids (n=182)	2.8% or 4 kids (n=141)
on how many days did you use an electronic cigarette, also called e-cigs, device pens, or vape pens?	2.3% or 8 kids (n=341)	4.7% or 16 kids (n=341)	13.5% or 39 kids (n=289)
on how many days did you drink a glass, can or bottle of alcohol?	2.4% or 8 kids (n=340)	5.3% or 18 kids (n=341)	11% or 32 kids (n=290)
on how many days did you use marijuana or hashish?	0.6% or 2 kids (n=337)	5.2% or 18 kids (n=344)	10.2% or 29 kids (n=285)

Suspension Data

Offense	# of Students	# of Incidents
Alcohol	10	10
Nicotine	66	92
Marijuana	51	60
Illicit Drug	2	2

Discipline Procedure Administrator Practice Alignment

Question: What would you typically do in most cases for a **first offense**:

Responses to this question (Secondary building Administrators): n=13; Nov-Dec 2023

Exclusionary Discipline Procedure - Needs Urgent Attention

	Needs Urgent Attention	Up to 1 day SS	1-2 days SS	3+ days SS
Alcohol	17%	33%	50%	
Cannabis (Marijuana)	15%	38%	46%	
Tobacco (Cigarettes, Vapes, Chew)	77%	23%		
Vapes (unsure of contents)	46%	46%	8%	

Data interpretation help: This means that while 17% of Administrators who completed this survey said they use up to 1 day of suspension for a FIRST OFFENSE alcohol violation, 50% said they use 3 or more days.

Parent Meeting - Needs Attention

	Needs Attention	Always & Often	Sometimes & Rarely	Never
Alcohol	100%			
Cannabis (Marijuana)	100%			
Tobacco (Cigarettes, Vapes, Chew)	77%			23%
Vapes (unsure of contents)	69%			31%

Cascadia Youth Recommendations

- Intervention development: Identify opportunities for ongoing and systemic substance use prevention education utilizing best practice curriculum.
- Review the signs of nicotine dependence in youth and information about quitting nicotine, emphasizing that it often takes multiple attempts for an individual to successfully quit.
- Provide training to all student support roles, including Counselors and Student Support Advocates, on how to talk with youth about substance use, basic information about signs and symptoms of nicotine and cannabis dependence, and referral resources. Explore if any staff are interested in being trained in and facilitating a Cessation program to address teen nicotine.
- Identify community-based organizations that provide youth Substance Use Assessment and treatment services; and identify opportunities for school-based services.
- Explore opportunities to partner with ESD 189 to build a Student Assistance Professional program in Arlington School District.

How we are responding

- Parent Seminar in conjunction with Stilly Valley Health Connections
- MTSS Focus
- Connection with Cascadia Youth Mental Health, LLC

Wonderings and Next Steps

- What support is needed for students that have become addicted to vaping nicotine and marijuana?
- What professional development is needed for staff to differentiate between a side effect of nicotine withdrawal or a true anxiety/mental health concern?
- Build multi-system of support with schools

Work Groups

Chrys reminded the committee members of their roles on the work groups. This work will continue into next year.

Student Updates and Perspectives

- Arissa- Happy that testing is done!

District Updates

- The Board is considering a Post Capital Levy
- Make sure to complete the family survey
- Board Presentation from ACE
 - o Britt, Anne, Mary, Chrys, Gary, Hillary, Cheryl, Arissa, Kiera, Karrie

Closing

Erica Coghill made a motion, seconded by Anne McAlvey to end the meeting. The meeting was adjourned at 7:31 p.m.