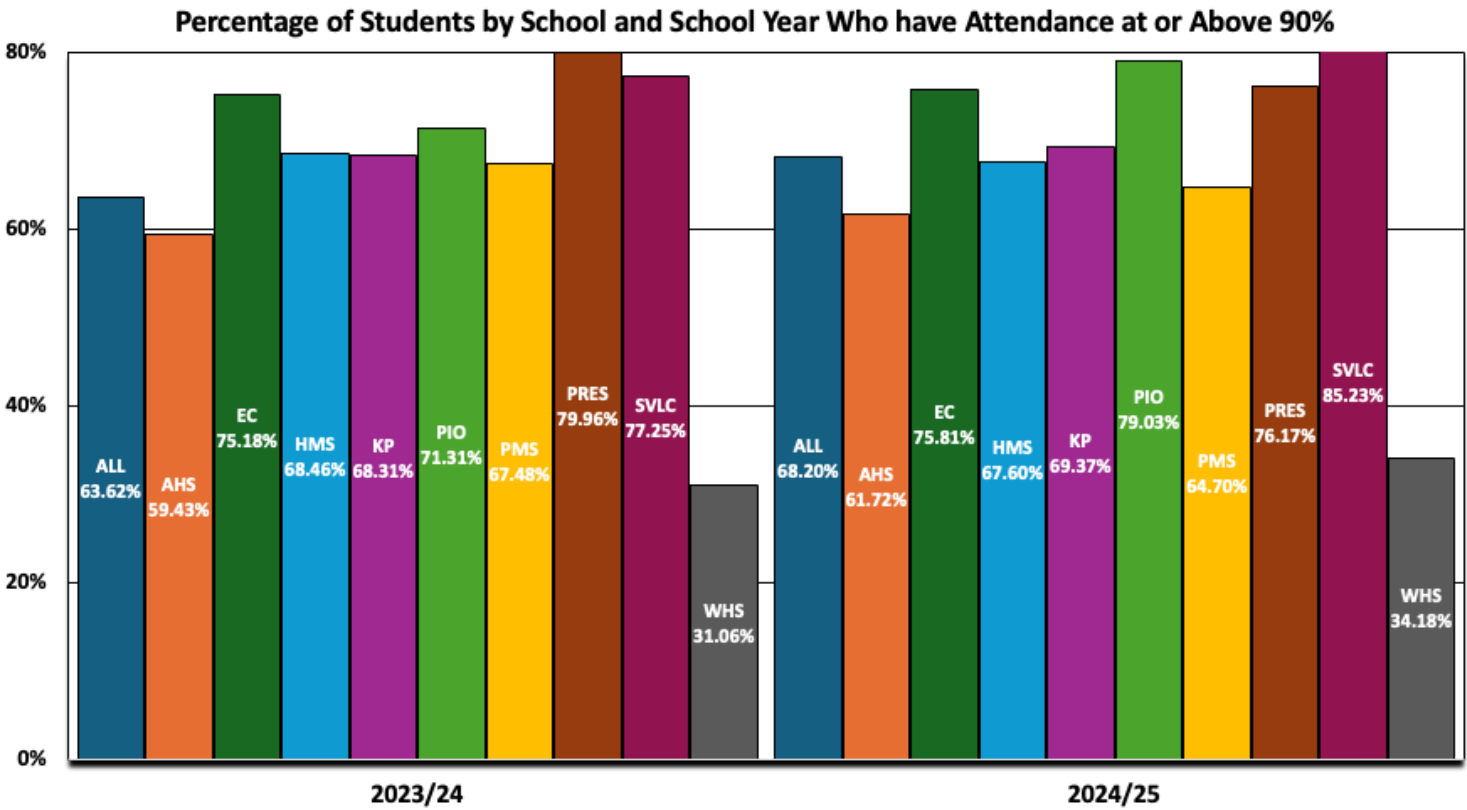


Goal 2: Safe and Caring Environment Mid-Year Update 2024-25

Increase average daily attendance rate



Decrease number of harassment, intimidation and bullying incidents

Harassment, Intimidation, Bullying Incident Data			
	2022/23	2023/24	2024/25
Bullying	5	14	
Bullying Based on Disability	1	2	
Bullying Based on Sexual Orientation	2	1	
Bullying Based on Race	0	4	
Harassment, Intimidation, Bullying Incident Data	8	12	5
Harassment Based on Disability	2	2	
Harassment Based on Gender	2	2	
Harassment Based on Race	13	2	1
Harassment Based on Sexual Orientation	1	4	
Harassment Based on Religion	1	2	

Decrease Discipline Incidents by Infraction

Discipline Incidents by Infraction		
First Semester	2023/24	2024/25
Fighting without Major Injury	51	34
Cannabis	38	25
Nicotine	59	52
Disruptive Conduct	12	14
Disrespect	8	6
HIB	18	5
Insubordination	18	10
Skiping Class	12	6
Threats	14	19

# Goal 2: Student Learning

## Mid-Year Progress Update 2024-25

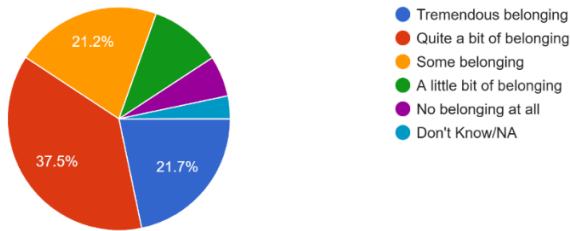
### Perceptions of Safe & Caring Environment

#### *“Sense of Belonging”*

#### FAMILY & COMMUNITY PERCEPTIONS – 942 Responses (Up from 809 in 23-24)



How much of a sense of belonging does your child feel at his/her school?

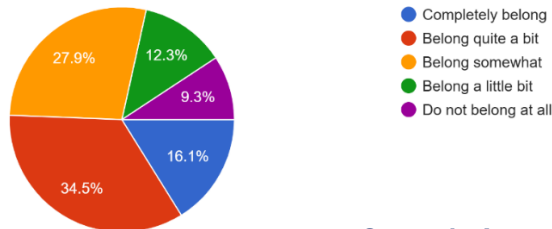


**Strongly Agree – 71.2%**  
(We did not ask a similar question in 23-24)

#### STUDENT PERCEPTIONS – 1,146 Responses (Up from 1,045 in 23-24)



Overall, how much do you feel you belong at your school?

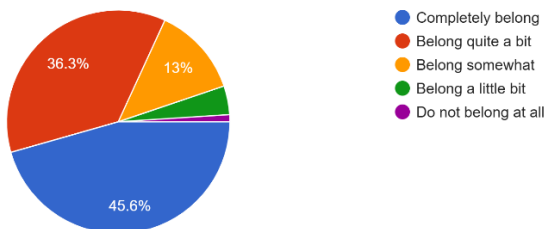


**Strongly Agree – 62.9 %** (Up a bit from 62.7% in 23-24)



#### STAFF PERCEPTIONS – 386 Responses (Up from 366 in 23-24)

Overall, how much do you feel you belong at your school or in your department?



**Strongly Agree – 85.9%**  
(We did not ask a similar question in 23-24)

# Goal 2: Student Learning

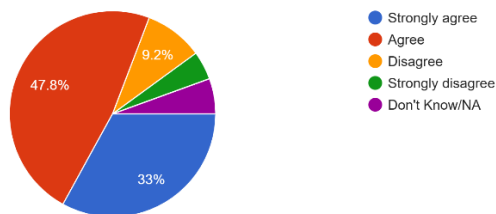
## Mid-Year Progress Update 2024-25

### Perceptions of Safe & Caring Environment

#### “Safety”

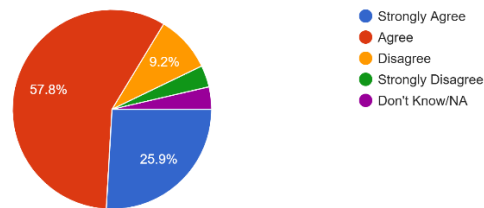
#### FAMILY & COMMUNITY PERCEPTIONS – 942 Responses (Up from 809 in 23-24)

The staff at my child’s school supports my child’s emotional well-being and safety.



**Strongly Agree – Agree 80.8%** (Up from 78.4% in 23-24)

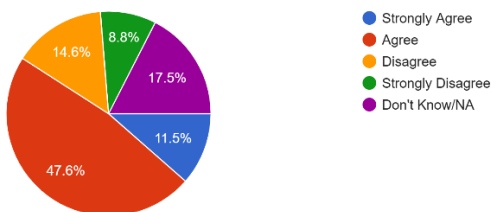
My child feels safe while on school grounds.



**Strongly Agree – Agree 83.7%** (Up from 82.7% in 23-24)

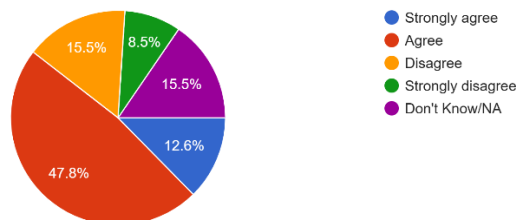
#### STUDENT PERCEPTIONS – 1,146 Responses (Up from 1,045 in 23-24)

My emotional well-being and safety are supported at my school.



**Strongly Agree – Agree 59.1%** (Down from 63.4% in 23-24)

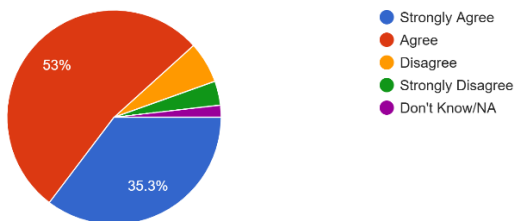
I feel safe on school grounds.



**Strongly Agree – Agree 60.4%** (Almost even 60.3% in 23-24)

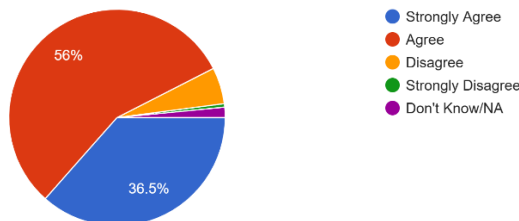
#### Staff Perceptions – 386 Responses (Up from 366 in 23-24)

My emotional well-being and safety are supported at my school.



**Strongly Agree – Agree 88.3%** (Up from 84.1% in 23-24)

I feel safe on school grounds.



**Strongly Agree – Agree 92.5%** (Up from 87.6% in 23-24)