



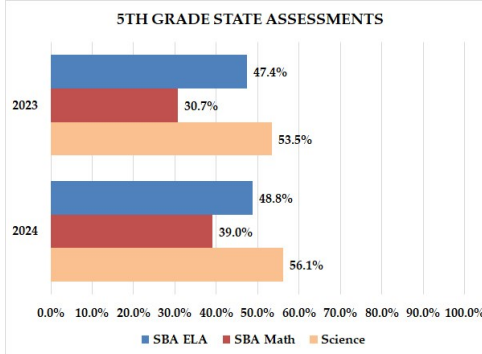
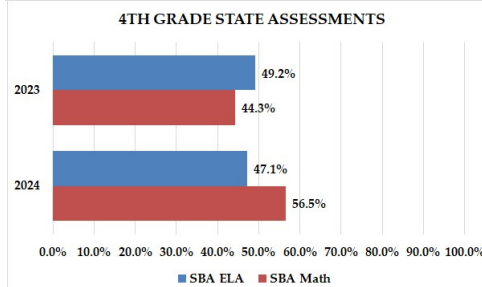
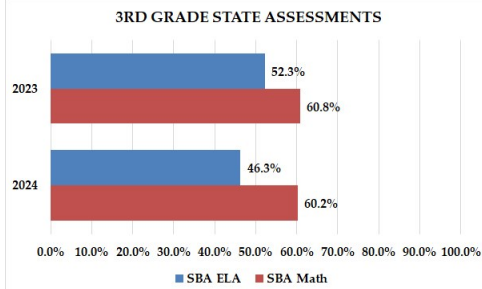
EAGLE CREEK ELEMENTARY SCHOOL



Our School's Mission Your child's success!

1216 East 5th Street
Arlington, WA 98223
Phone 360.618.6270
Fax 360.618.6275

Student Assessment Result Comparisons



A summary of the district's 2024 Family and Community Survey can be seen here:

<https://www.asd.wednet.edu/communications/surveys>

Washington State Report Card

The Washington State Report Card shows school data at the state, school district and school building level. The report card includes information like assessment results, teacher qualifications and other information. View the report card at:

<https://reportcard.ospi.k12.wa.us/>.

You can also visit your child's school if you don't have access to a computer.

Arlington Public Schools educates all students, preparing and inspiring them to graduate and seek their full potential as lifelong learners.

Bethany Belisle, Principal

Annual School Performance Report— 2023-24

| 2023-24 District Year-End Fund Balance | General Fund | Associated Student Body | Debt Service | Capital Projects | Transportation Vehicle |
|--|--------------------|-------------------------|--------------------|--------------------|------------------------|
| Beginning Fund Balance | \$3,817,382 | \$836,373 | \$1,104,913 | \$4,865,756 | \$1,198,775 |
| Total Revenues | 95,412,794 | 884,640 | 1,112 | 7,099,368 | 694,836 |
| Total Expenditures | 97,933,631 | 770,371 | 4,767,060 | 5,019,034 | 595,247 |
| Inter Fund Transfer In/(Out) | 0 | | 4,766,660 | (4,672,140) | (115,942) |
| Ending Fund Balance | \$1,296,545 | \$950,642 | \$1,105,625 | \$2,273,950 | \$1,182,422 |
| Budgeted Projected FB | \$3,360,479 | \$689,874 | \$1,098,268 | \$1,817,443 | \$10,473 |

Student Demographics

Enrollment.....665 (2024-25)
Expenditures per pupil..... \$18,394
Students Regularly Attend 80.6%
Free/Reduced-Price Meals (District) .. 35.4%
Special Education 20.9%

Race/Ethnicity

American Indian/Alaskan Native..... 0.5%
Asian..... 1.7%
Black/African American..... 0.3%
Hispanic/Latino of any race (s)..... 15.5%
Native Hawaiian/Pacific Islander 0.2%
Two or more races 4.8%
White..... 77.1%

Facility Use

Eagle Creek has the capacity for 37 classrooms, 31 classrooms within the building and six portable classrooms. We have 31 general education classrooms and two classrooms dedicated to students in special education programs. The science classroom has been converted to a general education classroom and the computer lab has been converted to a classroom for special education support. Small group instruction occurs in the common hallways areas. The library, music classroom, gymnasium, and stage are utilized for specialist instruction throughout the day. The gym is also utilized as the cafeteria during the lunch period. A 2020 Capital Levy funded the installation of a secured entryway at Eagle Creek and new flooring throughout the school. You are invited to become an active part of our school.

School Improvement Plan

For the 2024-25 School Year, Eagle Creek Elementary School's school improvement efforts will focus on increasing school-wide attendance, implementing the district Math Pacing Guide, and continued professional development and implementation of the Writing Revolution program.

In addition, we will continue to focus on building a positive school culture and school wide behavior expectations and recognition.