



PRESIDENTS ELEMENTARY SCHOOL



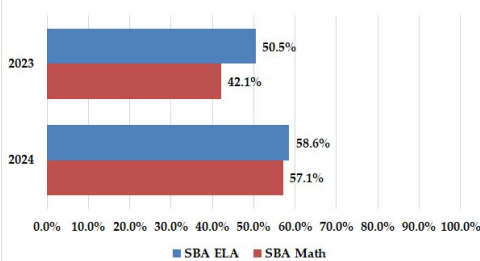
Our School's Mission

The Presidents Elementary community will maximize achievement and meet individual student needs in a supportive environment.

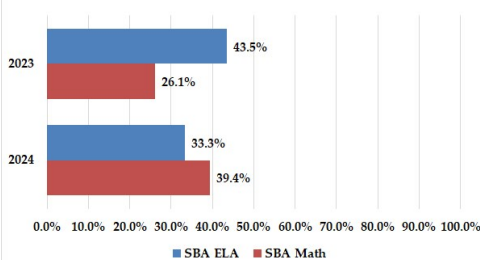
505 East 3rd Street
Arlington, WA 98223
Phone 360.618.6240
Fax 360.618.6245

Student Assessment Result Comparisons

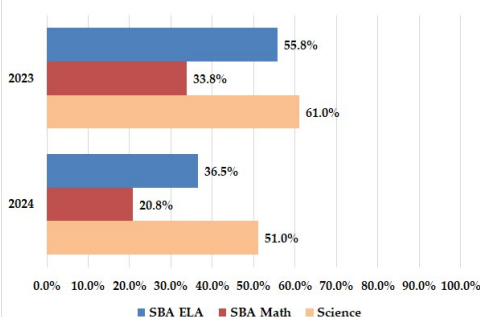
3RD GRADE STATE ASSESSMENTS



4TH GRADE STATE ASSESSMENTS



5TH GRADE STATE ASSESSMENTS



Jamie Miller, Principal

Annual School Performance Report– 2023-24

2023-24 District Year-End Fund Balance	General Fund	Associated Student Body	Debt Service	Capital Projects	Transportation Vehicle
Beginning Fund Balance	\$3,817,382	\$836,373	\$1,104,913	\$4,865,756	\$1,198,775
Total Revenues	95,412,794	884,640	1,112	7,099,368	694,836
Total Expenditures	97,933,631	770,371	4,767,060	5,019,034	595,247
Inter Fund Transfer In/(Out)	0		4,766,660	(4,672,140)	(115,942)
Ending Fund Balance	\$1,296,545	\$950,642	\$1,105,625	\$2,273,950	\$1,182,422
Budgeted Projected FB	\$3,360,479	\$689,874	\$1,098,268	\$1,817,443	\$10,473

Student Demographics

Enrollment582 (2024-25)
Expenditures per pupil..... \$19,046
Students Regularly Attend 78.4%
Free/Reduced-Price Meals (District) ...35.4%
Special Education (Districtwide) 20.5%

Race/Ethnicity

American Indian/Alaskan Native..... 1.4%
Asian 2.4%
Black/African American 1.5%
Hispanic/Latino of any race (s)..... 19.8%
Two or more races 8.4%
White 66.5%

Facility Use

Presidents Elementary was project number three of a four-part bond voters approved in March 2000. The building is designed to accommodate 650 students, grades kindergarten through fifth-grade. A 2020 Capital Levy funded the installation of a secured entryway at Presidents. An envelope improvement project is scheduled for Summer 2025. You are invited to become an active part of our school.

Survey Results

A summary of the district's 2024 Family and Community Survey can be seen here:
<https://www.asd.wednet.edu/communications/surveys>

Washington State Report Card

The Washington State Report Card shows school data at the state, school district and school building level. The report card includes information like assessment results, teacher qualifications and other information. View the report card at: <https://reportcard.ospi.k12.wa.us/>. You can also visit your child's school if you don't have access to a computer.

School Improvement Plan

For the 2024-25 school year, Presidents Elementary will enhance Tier 1 math instruction through Universal Design for Learning (UDL).

- Staff will improve math achievement using UDL, measured by STAR, SBA, and classroom based assessments.
- Teachers will refine Tier 1 strategies, guided by the SFUSD curriculum and assessments.
- Grade-level PLCs will collaborate monthly, using data to inform instruction.
- Math instruction will become more diverse, accessible, and responsive to student needs.