apptegy

Quick Start Guide for Families

Your one place for school messages, updates, and more.

Login to stay connected

You are already enrolled to begin communicating with your district and school. You can access communication and district updates from your district app, mobile web, or browser.

To login for the first time, you can:

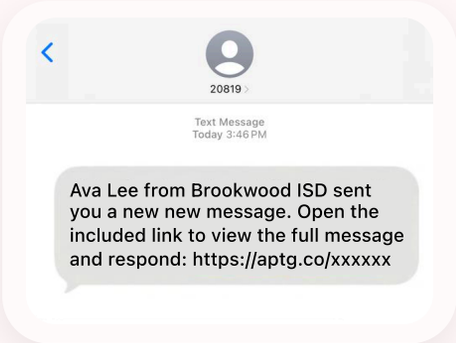

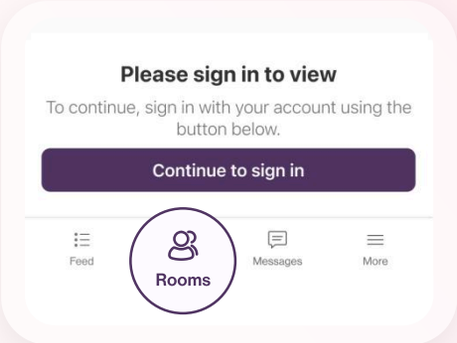

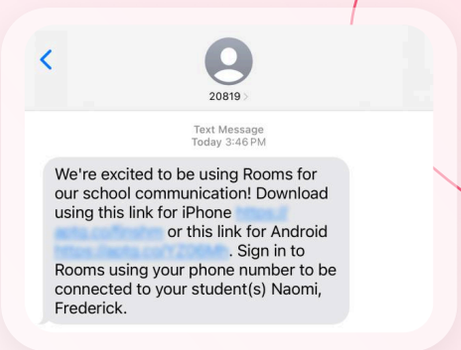

A Login from a Message:

1. When a staff member sends a message to you, it will trigger a text notification to your phone. You can then click on the link, enter the code that's sent for verification, and access the web version.

B Login from School App

1. Download your district branded app
2. Enter your personal email or phone number. You will then receive a verification code via text or email to get in.

C Login from a text/email invitation:

1. Tap the link to open the invite
2. Download the app
3. Enter your personal email or phone number. You will then receive a verification code via text or email to get in.

Set Notification Preferences

Once you are logged in, you can choose how and when you receive updates.

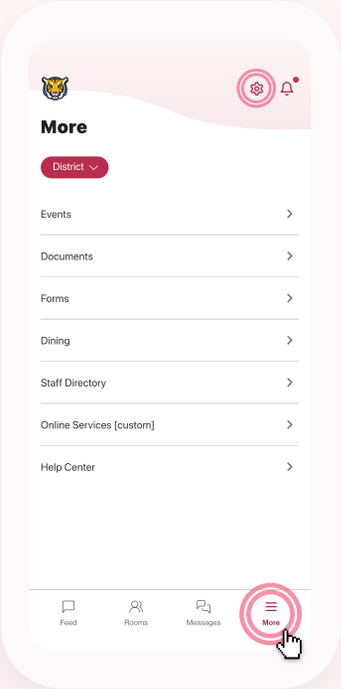

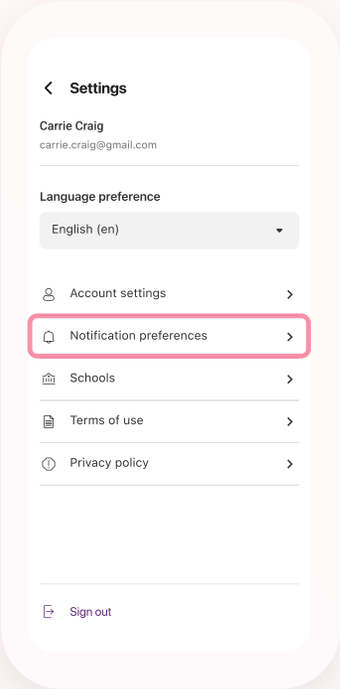

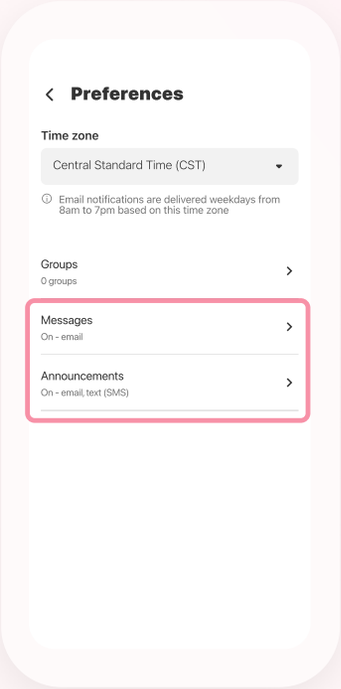

1. Open your school app, tap "More" and select the settings icon.
2. From settings, select "Notification preferences".
3. In "Preferences" select "Messages" and "Announcements" to customize your preferences for notifications for each.

Get Started

With your district mobile app you can stay connected, easily and securely.

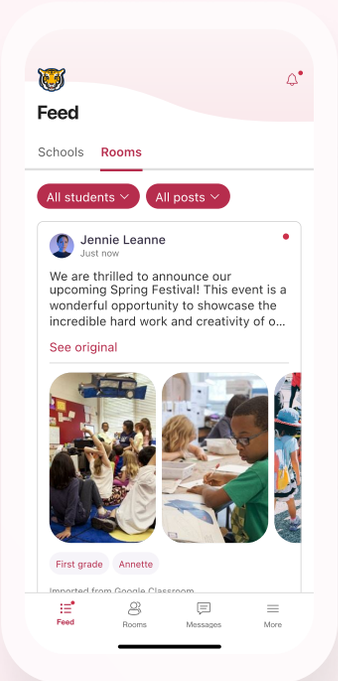

Browse Feed

Stay connected with district and school updates and news.

Send Messages

Read, reply, and send messages to your child's teachers and other staff at the school.

View Rooms

See announcements, materials, and class info for each class, group or team for your child.

Explore More

Access events, menus, forms, and more for your district.

Need help?

Visit info.apptegy.com/rooms-central or contact your school.