

Go to www.lhric.org and select "Data Analysis"

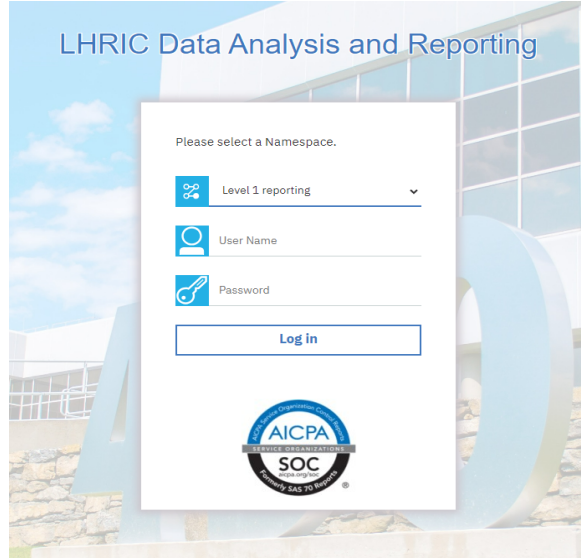
The screenshot shows the LHRIC website homepage. At the top, the LHRIC logo is displayed in a blue circle. Below it, the text reads "Lower Hudson Regional Information Center" and "Southern Westchester BOCES | Putnam Northern Westchester BOCES | Rockland BOCES". A navigation bar includes icons for Service Desk, LHRIC DPSS, Data Services (highlighted with a red circle), Finance, Procurement, and Student Services. Below the navigation bar, there are dropdown menus for "ABOUT US" and "SERVICES". The main heading is "Data Services", followed by links for "Data Warehouse", "State Reporting", "Testing Services", and "Data Privacy". A section titled "Mission & Service Descriptions" contains the following text: "Mission: Data Services is committed to providing superior value to districts by delivering timely, accurate, and meaningful support in the areas of student testing, state reporting, and data analysis. Goals: Continuously evaluate, adapt, and enhance our approach to best serve the needs of our districts and their students. Vision: To always be a trusted partner, provide outstanding customer service, and help school districts focus on student success."


Select either "LHRIC Level 1" or "LHRIC Data Analysis and Reporting"

The screenshot shows a "Service Links" section. It features two buttons: "NYS Level 0" with a blue background and a white outline of New York State, and "LHRIC Level 1" with a grey background and the LHRIC logo. Below the buttons, the text reads: "Level 1 Data Analysis users: The availability of analysis reports may require a waiting period of up to two weeks following the initial release of data. During this time, our team is processing and testing reports for accuracy."

“Namespace” should show “Level 1 Reporting”


You can also go directly to this page with this URL: <http://www.lhric.org/level1>





LOWER HUDSON REGIONAL INFORMATION CENTER
Southtown Webmaster K0087 | Public | No Train | Macintosh B0035 | Locked B0035

A consortium of school districts advancing the use of technology for K-12 education



Classof: 2023-24

Instructor: Demo Teacher 00119

Course Location	Course	Section	Total # of Students
Demo School 002	Physical Education 6 - 6190	11	18
		12	18
		3	18
	Physical Education 8 - 8190	5	20
		13	16
Demo School 004	Grade 5 PE - GR5PE	14	30
		7	31
		8	5
5013			5

Information I would like to know about my students

1.1 How have my students done in the past? -- Performance Trend

1.2 What content skills should my students work on?

Assessment Tool

1.3 Build a test (by test name, Pfs)

1.4 Build a test (by test name, Pfs) (NYS and MCAS)

1.5 Build a Statewide Common Periodic Assessment

Following reports are integrated from "Teacher Current Class" Tab and "Teacher Last Class" Tab

2013-14 Tests	2012-13 Tests	2011-12 Tests
1.1 Benchmark - Groups	2.1 Benchmark - Groups	2.1 Benchmark - Groups
1.2 Benchmark - Multiple Choice	2.2 Benchmark - Multiple Choice	2.2 Benchmark - Multiple Choice
1.3 Benchmark - Open Ended	2.3 Benchmark - Open Ended	2.3 Benchmark - Open Ended

You should see your classes here for this school year

Select "1.1 How have my students done in the past? – Performance Trend"

1.1 How have my students done in the past? -- Performance Trend

Class Roster

Grouped by Performance Rank of Selected Assessment; Sorted by Student

Select an Assessment:

- Assessment
- 2023 Grade 5 ELA
- 2023 Grade 5 Math
- 2023 Grade 6 ELA
- 2023 Grade 6 Math
- 2022 Grade 4 ELA
- 2022 Grade 4 Math
- 2022 Grade 4 Sci: Scale
- 2022 Grade 5 ELA
- 2022 Grade 5 Math
- 2021 Grade 3 ELA
- 2021 Grade 3 Math
- 2021 Grade 4 ELA
- 2021 Grade 4 Math
- 2021 Grade 4 Sci: Scale

Select an Assessment

Class Roster

Grouped by Performance Rank of Selected Assessment; Sorted by Student

Select an Assessment:

- 2023 Grade 5 ELA

District: **Demo District** Selected Test: **2023 Grade 5 ELA**
 Class Of: **2024** Instructor: **Demo Teacher 00019**

Test Name	Performance Rank	Scale Score	Student Name	Gender	Ethnicity	Education Type	LEP Status
Click on a student name to see Past Performance Trend							
	254		Demo Student 000006627	M	White	Regular Ed	Not LEP Eligible
	251		Demo Student 000006660	M	Black or African American	Special Ed	Not LEP Eligible
	268		Demo Student 000006602	M	Hispanic or Latino	Special Ed	Not LEP Eligible
	261		Demo Student 000005553	F	White	Special Ed	Not LEP Eligible
	264		Demo Student 000006383	F	White	Special Ed	Not LEP Eligible
	276		Demo Student 000004948	M	White	Special Ed	Not LEP Eligible
	276		Demo Student 000005463	F	White	Special Ed	Not LEP Eligible
	281		Demo Student 000006603	M	White	Regular Ed	Not LEP Eligible
	284		Demo Student 000003902	F	White	Special Ed	Not LEP Eligible
	284		Demo Student 000006096	F	White	Special Ed	Not LEP Eligible
	284		Demo Student 000007211	M	Hispanic or Latino	Regular Ed	Not LEP Eligible
	292		Demo Student 000004164	F	Asian	Special Ed	Not LEP Eligible
	292		Demo Student 000006937	F	White	Regular Ed	Not LEP Eligible
Low Level 2	294		Demo Student 000005826	M	White	Regular Ed	Not LEP Eligible
	297		Demo Student 000005366	M	White	Regular Ed	Not LEP Eligible
	297		Demo Student 000006746	F	Black or African American	Regular Ed	Not LEP Eligible
	299		Demo Student 000005934	F	White	Regular Ed	Not LEP Eligible
	299		Demo Student 000006409	M	White	Regular Ed	Formerly > 2 yrs LEP
	302		Demo Student 000005414	F	White	Regular Ed	Formerly > 2 yrs LEP
	302		Demo Student 000006102	M	Multiracial	Special Ed	Not LEP Eligible
	302		Demo Student 000007521	F	White	Regular Ed	Not LEP Eligible
	304		Demo Student 000004991	M	White	Regular Ed	Not LEP Eligible

A list of students appears for each section. You can then select an individual student by clicking on the name

The graphs show the percentile rank of the student in the region and the difference between the regional average scale score (red line) and the student's scale score

Student P

Remediation Guidance shows questions the student answered incorrectly that most students who scored at a Level 3 answered correctly

Click "Page Down" to access more data

Overall Progress Monitoring

Remediation Guidance (2023 Grade 5 ELA Student: Doi Performance Level: Level 1 Scale Score: 232)

Item Question	Earned Points	Proficiency LVL3 CUTPT	Max Points	Performance Indicator	Key Idea
MC8	0	0.53	1	Compare and contrast the overall structure (e.g., chronology, comparison, cause/effect, problem/solution) of events, ideas, concepts, or information in two or more texts. [Related Resources from LearnZillion.com]	
MC10	0	0.72	1	Determine the meaning of general academic and domain-specific words and phrases in a text relevant to a grade 5 topic or subject area. [Related Resources from LearnZillion.com]	
MC24	0	0.72	1	Determine two or more main ideas of a text and explain how they are supported by key details; summarize the text. [Related resources from LearnZillion.com] [Related resources from NYLearns.org]	
MC25	0	0.92	1	Explain how an author uses reasons and evidence to support particular points in a text, identifying which reasons and evidence support which point(s). [Related resources from LearnZillion.com] [Related resources from NYLearns.org]	
MC49	0	0.85	1	Explain the relationships or interactions between two or more individuals, events, ideas, or concepts in a historical, scientific, or technical text based on specific information in the text. [Related resources from LearnZillion.com]	
MC48	0	0.79	1		
MC12	0	0.67	1	[Related resources from LearnZillion.com]	
MC28	0	0.62	1	[Related resources from NYLearns.org]	
59	1	0.54	4	Integrate information from several texts on the same topic in order to write or speak about the subject knowledgeably. [Related resources from NYLearns.org]	
MC26	0	0.87	1	Quote accurately from a text when explaining what the text says explicitly and when drawing inferences from the text. [Related resources from LearnZillion.com]	
MC14	0	0.84	1	[Related resources from LearnZillion.com]	
MC13	0	0.83	1	[Related resources from NYLearns.org]	

Remediation Guidance shows questions the student answered incorrectly that most students who scored at a Level 3 answered correctly

Link to Released Questions

Link to Related Resources

2. Remediation Guidance (2023 Grade 5 ELA)

Item Question	Earned Points	Proficiency LVL3 CUTPT	Max Points	Performance Indicator	Key Idea
MC8	0	0.53	1	Compare and contrast the overall structure (e.g., chronology, comparison, cause/effect, problem/solution) of events, ideas, concepts, or information in two or more texts. [Related resources from LearnZillion.com] [Related resources from NYLearns.org]	
MC46	0	0.72	1	Determine the meaning of general academic and domain-specific words and phrases in a text relevant to a grade 5 topic or subject area. [Related resources from LearnZillion.com] [Related resources from NYLearns.org]	
MC10	0	0.72	1	[Related resources from LearnZillion.com] [Related resources from NYLearns.org]	
MC24	0	0.72	1	Determine two or more main ideas of a text and explain how they are supported by key details; summarize the text. [Related resources from LearnZillion.com] [Related resources from NYLearns.org]	
51	0	0.80	1	[Related resources from LearnZillion.com] [Related resources from NYLearns.org]	
MC44	0	0.74	1	Draw on information from multiple print or digital sources, demonstrating the ability to locate an answer to a question quickly or to solve a problem efficiently. [Related resources from NYLearns.org]	Reading - Informational Text
MC25	0	0.92	1	Explain how an author uses reasons and evidence to support particular points in a text, identifying which reasons and evidence support which point(s). [Related resources from LearnZillion.com] [Related resources from NYLearns.org]	
MC49	0	0.85	1	Explain the relationships or interactions between two or more individuals, events, ideas, or concepts in a historical, scientific, or technical text based on specific information in the text. [Related resources from LearnZillion.com]	
MC48	0	0.79	1		
MC12	0	0.67	1	[Related resources from LearnZillion.com]	
MC28	0	0.62	1	[Related resources from NYLearns.org]	
59	1	0.54	4	Integrate information from several texts on the same topic in order to write or speak about the subject knowledgeably. [Related resources from NYLearns.org]	
MC26	0	0.87	1	Quote accurately from a text when explaining what the text says explicitly and when drawing inferences from the text. [Related resources from LearnZillion.com]	
MC14	0	0.84	1	[Related resources from LearnZillion.com]	
MC13	0	0.83	1	[Related resources from NYLearns.org]	

3. Student Performance Analysis By Skills and Question Type (2023 Grade 5 ELA Student: Demo Student Performance Level: Level 2 Scale Score: 300)

Key Idea	Skill	CCLS Dot Notation	Question Type	Count of Questions	Total Points Earned	Total Possible Points	Student Success Rate	Regional Success Rate
Reading - Informational Text	Determine the main idea of a text; recount the key details and how they support the main idea.	CCSS.ELA-Literacy.RI.3.1	MC	1	0	1	0%	65%
	Use information gained from illustrations (e.g., maps, photographs) and the words in a text to demonstrate understanding of the text (e.g., where, when, why, and how key events occur).	CCSS.ELA-Literacy.RI.3.2	MC	2	0	2	0%	53%
	Use text features and search tools (e.g., key words, sidebars, hyperlinks) to locate information relevant to a given topic efficiently.	CCSS.ELA-Literacy.RI.3.3	MC	1	0	1	0%	65%
	Describe the relationship between a series of historical events, scientific procedures/experiments, or steps in technical procedures in a text, language that pertains to time, sequence, and cause/effect.	CCSS.ELA-Literacy.RI.3.4	MC	2	1	2	50%	65%
Reading - Literature	Ask and answer questions to demonstrate understanding of a text referring explicitly to the text as the basis for the answers.	CCSS.ELA-Literacy.RL.3.1	CR	1	1	2	50%	46%
	Describe the logical connection between particular sentences and paragraphs in a text (e.g., comparison, cause/effect, first/second/third in a sequence).	CCSS.ELA-Literacy.RL.3.2	MC	2	1	2	50%	38%
	Determine the meaning of general academic and domain-specific words or phrases in a text relevant to a grade 4 topic or subject area.	CCSS.ELA-Literacy.RL.3.4	MC	2	1	2	50%	38%
	Describe characters in a story (e.g., their traits, motivations, or feelings) and explain how their actions contribute to the sequence of events.	CCSS.ELA-Literacy.RL.3.3	MC	2	0	2	0%	49%
	Ask and answer questions to demonstrate understanding of a text, referring explicitly to the text as the basis for the answers.	CCSS.ELA-Literacy.RL.3.3	CR	2	2	4	50%	50%
	Ask and answer questions to demonstrate understanding of a text, referring explicitly to the text as the basis for the answers.	CCSS.ELA-Literacy.RL.3.1	MC	6	4	6	67%	82%
	Ask and answer questions to demonstrate understanding of a text, referring explicitly to the text as the basis for the answers.	CCSS.ELA-Literacy.RL.3.1	CR	3	3	6	50%	35%
	Determine the meaning of words and phrases as they are used in a text, distinguishing literal from nonliteral language.	CCSS.ELA-Literacy.RL.3.4	MC	1	1	1	100%	80%
	Recount stories, including fables, folktales, and myths from diverse cultures; determine the central message, lesson, or moral and explain how it is conveyed through key details in the text.	CCSS.ELA-Literacy.RL.3.2	MC	2	2	2	100%	51%
	Refer to parts of stories, dramas, and poems when writing or speaking about a text, using terms such as chapter, scene, and stanzas; describe how each successive part builds on earlier sections.	CCSS.ELA-Literacy.RL.3.5	MC	1	1	1	100%	67%
Language	Determine or clarify the meaning of unknown and multiple-meaning word and phrases based on grade 5 reading and content, choosing flexibly	CCSS.ELA-Literacy.L.3.4	MC	1	1	1	100%	79%

Remediation Guidance shows questions the student answered incorrectly that most students who scored at a Level 3 answered correctly

Class of: 2023-24
 Instructor: Demo Teacher 00119

Course	Section	Total # of Students
Physical Education 6 - 6190	11	28
	12	28
	3	28
Physical Education 8 - 8190	5	20
	13	16
	14	30
	7	21
	8	28
Grade 5 PE - G5PE	5013	5

Information I would like to know about my students

1.1 How have my students done in the past? -- Performance Trends

1.2 What content skills should my students work on?

Assessment Tool

1.3 Build a test (by test name, Pfs)

1.4 Build a test (by test name, Pfs) (NYS and MCAS)

1.5 Build a Statewide Common Periodic Assessment

Following reports are integrated from "Teacher Current Class" Tab and "Teacher Last Class" Tab

2013-14 Tests	2012-13 Tests	2011-12 Tests
2.1 Benchmark - Groups	2.1 Benchmark - Groups	2.1 Benchmark - Groups
2.2 Benchmark - Multiple Choice	2.2 Benchmark - Multiple Choice	2.2 Benchmark - Multiple Choice
2.3 Benchmark - Open Ended	2.3 Benchmark - Open Ended	2.3 Benchmark - Open Ended

1.2 What content skills should my students work on?

Class of 2023-24

Select an Assessment --> Select an Assessment

Select a Target --> Regional Level 3 CUTPT

Select a Gap to Close --> 5% or more

Finish

Select an Assessment,
Select a Regional Cut
Point to compare your
class(es) and select a
gap to close

Assessment: **2023 Grade 5 ELA**

The Selected Target is (Regional Level 3 CUTPT) The Success Rate will be highlighted in red if it is (5% or more) lower than (Regional Level 3 CUTPT)

Standard	Performance Indicator	Item Question	Class Item Success Rate	Item Gap	TARGET	Region Success Rate	Regional HLVL2 CUTPT	Regional LVL3 CUTPT	Regional HLVL3 CUTPT	Regional LVL4 CUTPT
Language	Use context (e.g., the overall meaning of a sentence or paragraph; a word's position or function in a sentence) as a clue to the meaning of a word or phrase. [Students who answered incorrectly] [Related resources from NYLearns.org]	MC40	30.00%	-52.51%	82.51%	61.17%	59.09%	62.55%	88.30%	92.92%
		MC49	60.00%	-21.45%	81.45%	72.83%	73.04%	81.45%	88.30%	89.58%
		MC54	50.00%	-25.27%	75.27%	61.93%	60.61%	75.27%	79.25%	83.96%
		MC58	40.00%	-40.52%	80.52%	69.36%	66.73%	80.52%	88.87%	89.38%
Reading - Informational Text	Analyze how a partic of a text and contribu is into the overall structure [Students who answered incorrectly] [Related resources from NYLearns.org]	MC29	50.00%	-34.20%	74.20%	65.26%	55.26%	74.20%	77.55%	83.12%
		MC38	40.00%	-48.12%	88.12%	85.57%	85.57%	85.57%	88.33%	89.33%
		MC41	30.00%	-49.26%	79.26%	87.46%	87.46%	87.46%	88.87%	89.38%
		MC55	50.00%	-37.46%	87.46%	87.46%	87.46%	87.46%	88.87%	89.38%
		MC11	70.00%	-13.22%	83.22%	87.46%	87.46%	87.46%	88.87%	89.38%
		MC31	40.00%	-17.07%	57.07%	87.46%	87.46%	87.46%	88.87%	89.38%
		MC30	30.00%	-51.10%	81.10%	87.46%	87.46%	87.46%	88.87%	89.38%
		MC32	40.00%	-30.87%	70.87%	87.46%	87.46%	87.46%	88.87%	89.38%
		MC13	40.00%	-10.53%	50.53%	87.46%	87.46%	87.46%	88.87%	89.38%
		MC30	30.00%	-52.86%	82.86%	87.46%	87.46%	87.46%	88.87%	89.38%
		MC32	30.00%	-43.50%	73.50%	87.46%	87.46%	87.46%	88.87%	89.38%
		MC37	30.00%	-35.02%	65.02%	87.46%	87.46%	87.46%	88.87%	89.38%
Determine a central idea of a text and how it is conveyed through particular details; provide a summary of the text distinct from personal opinions or judgments. [Students who answered incorrectly]	MC12	40.00%	-15.20%	55.20%	45.87%	40.34%	55.20%	56.99%	61.25%	
	MC14	50.00%	-6.61%	63.39%	75.09%	77.82%	63.39%	63.21%	67.50%	
	MC28	60.00%	-3.75%	63.75%	67.96%	74.00%	63.75%	65.47%	64.75%	
	MC35	50.00%	-12.01%	62.01%	51.98%	43.79%	62.01%	69.81%	73.96%	
	MC42	50.00%	-27.39%	77.39%	64.40%	61.76%	77.39%	81.70%	86.88%	
	MC52	50.00%	-6.64%	96.64%	88.12%	89.67%	96.64%	98.11%	98.96%	
	MC39	60.00%	16.89%	43.11%	37.98%	28.11%	43.11%	47.92%	57.50%	
	MC12	40.00%	-15.20%	55.20%	45.87%	40.34%	55.20%	56.99%	61.25%	
	MC14	50.00%	-6.61%	63.39%	75.09%	77.82%	63.39%	63.21%	67.50%	
	MC28	60.00%	-3.75%	63.75%	67.96%	74.00%	63.75%	65.47%	64.75%	
Determine an author's point of view or purpose in a text and explain how it is conveyed in the text. [Students who answered incorrectly]	MC42	50.00%	-27.39%	77.39%	64.40%	61.76%	77.39%	81.70%	86.88%	
	MC52	50.00%	-6.64%	96.64%	88.12%	89.67%	96.64%	98.11%	98.96%	

Link to Released Questions

Link to Students who answered questions incorrectly

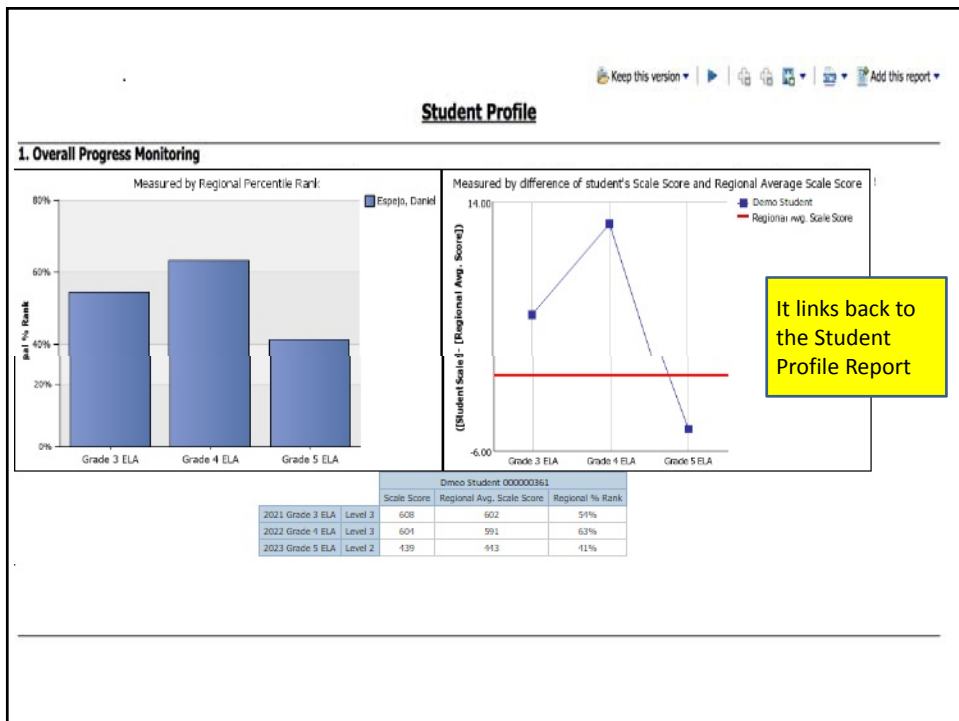
If your Class Item Success Rate is less than the Target (Regional Level 3 Cut Point) it will show in as red

Selected Performance Indicator: Language - Use context (e.g., the overall meaning of a sentence or paragraph; a word's position or function in a sentence) as a clue to the meaning of a word or phrase.

PI Success	Student Name	Class Name	Scale Score	Performance Level	Item	Correct Response	Student Answer	Earned Points	Max. Points
	Demo Student 00000351	Physical Education 8 - 8190	293	Level 2	MC06	NA	NA	0	1
	Demo Student 00000376	Physical Education 8 - 8190	325	Level 3	MC06	NA	NA	0	1
	Demo Student 000003718	Physical Education 8 - 8190	300	Level 2	MC06	NA	NA	0	1
	Demo Student 000003862	Physical Education 8 - 8190	312	Level 2	MC06	NA	NA	0	1
	Demo Student 000004301	Physical Education 8 - 8190	310	Level 2	MC06	NA	NA	0	1
	Demo Student 000004489	Physical Education 8 - 8190	287	Level 2	MC06	NA	NA	0	1
	Demo Student 000004926	Physical Education 8 - 8190	262	Level 1	MC06	NA	NA	0	1
	Demo Student 000005035	Physical Education 8 - 8190	305	Level 2	MC06	NA	NA	0	1
	Demo Student 000005177	Physical Education 8 - 8190	314	Level 2	MC06	NA	NA	0	1
	Demo Student 000005193	Physical Education 8 - 8190	305	Level 2	MC06	NA	NA	0	1
0.0%	Demo Student 000005204	Physical Education 8 - 8190	293	Level 2	MC06	NA	NA	0	1
	Demo Student 000005217	Physical Education 8 - 8190	255	Level 1	MC06	NA	NA	0	1

Click on a student

List of Students who answered questions incorrectly



LHRIC
LOWER HUDSON REGIONAL INFORMATION CENTER
A consortium of school districts advancing the use of technology for K-12 education

Class of: 2023-24
Instructor: Demo Teacher 00319

Course Location	Course	Section	Total # of Students
Demo School 002	Physical Education 6 - 6190	11	18
		12	18
		3	18
		5	20
Demo School 004	Physical Education 8 - 8190	13	16
		14	20
		7	31
		8	28
Demo School 004	Grade 5 PE - GRSPE	5013	5

Information you would like to know about my students

- 1.1 How many students done in the past? -- Performance Trend
- 1.2 What content skills should my students work on?

Assessment Tool

- 1.3 Build a test (by test name, Pfs)
- 1.4 Build a test (by test name, Pfs) (NYS and MCAS)
- 1.5 Build a Statewide Common Periodic Assessment

The Following Reports are for 2023-24 School Year Class Rosters:

2022-23 Assessments	2021-22 Assessments	2020-21 Assessments
1.1 Benchmark - Group	2.1 Benchmark - Group	2.1 Benchmark - Group
2.2 Benchmark - Multiple Choice	2.2 Benchmark - Multiple Choice	2.2 Benchmark - Multiple Choice
3.3 Benchmark - Open-Ended	3.3 Benchmark - Open-Ended	3.3 Benchmark - Open-Ended

Callout 1 (Yellow): Benchmark and Item Analysis reports from the old "Teacher Current Class" and "Teacher Last Year Class" tabs are now located at the bottom of this page

Callout 2 (Yellow): The Assessment Tool provides you with a way to create assessments with released questions aligned to CCLS